



Annual Financial Report

Comfort Lake – Forest Lake Watershed District

Forest Lake, Minnesota

For the year ended December 31, 2022



Edina Office

5201 Eden Avenue, Ste 250
Edina, MN 55436
P 952.835.9090

Mankato Office

100 Warren Street, Ste 600
Mankato, MN 56001
P 507.625.2727

Scottsdale Office

14500 N Northsight Blvd, Ste 233
Scottsdale, AZ 85260
P 480.864.5579

THIS PAGE IS LEFT
BLANK INTENTIONALLY

Comfort Lake - Forest Lake Watershed District
 Forest Lake, Minnesota
 Annual Financial Report
 Table of Contents
 For the Year Ended December 31, 2022

	<u>Page No.</u>
Introductory Section	
Board of Managers and Appointed Officials	7
Financial Section	
Independent Auditor's Report	11
Management's Discussion and Analysis	15
Basic Financial Statements	
Government-wide Financial Statements	
Statement of Net Position	24
Statement of Activities	25
Fund Financial Statements	
Governmental Funds	
Balance Sheet	28
Reconciliation of the Balance Sheet to the Statement of Net Position	29
Statement of Revenues, Expenditures and Changes in Fund Balances	30
Reconciliation of the Statement of Revenues, Expenditures and Changes in Fund Balances to the Statement of Activities	31
General Fund	
Statement of Revenues, Expenditures and Changes in Fund Balances - Budget and Actual	32
Program and Project Implementation Fund	
Statement of Revenues, Expenditures and Changes in Fund Balances - Budget and Actual	33
Notes to the Financial Statements	35
Required Supplementary Information	
Schedule of Employer's Share of Public Employees Retirement Association Net Pension Liability - General Employees Retirement Fund	50
Schedule of Employer's Public Employees Retirement Association Contributions - General Employees Retirement Fund	50
Notes to the Required Supplementary Information - General Employees Retirement Fund	51
Other Required Report	
Independent Auditor's Report on Minnesota Legal Compliance	55

THIS PAGE IS LEFT
BLANK INTENTIONALLY

INTRODUCTORY SECTION

COMFORT LAKE - FOREST LAKE WATERSHED DISTRICT
FOREST LAKE, MINNESOTA

FOR THE YEAR ENDED
DECEMBER 31, 2022

THIS PAGE IS LEFT
BLANK INTENTIONALLY

Comfort Lake - Forest Lake Watershed District
Forest Lake, Minnesota
Board of Managers and Appointed Officials
For the Year Ended December 31, 2022

BOARD OF MANAGERS

<u>Name</u>	<u>Title</u>
Jackie A. Anderson	President
Stephen Schmaltz	Treasurer
Dave Bakke	Secretary
Douglas Toavs	Manager
Christopher Loth	Manager

APPOINTED OFFICIALS

Mike Kinney	District Administrator
-------------	------------------------

THIS PAGE IS LEFT
BLANK INTENTIONALLY

FINANCIAL SECTION
COMFORT LAKE - FOREST LAKE WATERSHED DISTRICT
FOREST LAKE, MINNESOTA

FOR THE YEAR ENDED
DECEMBER 31, 2022

THIS PAGE IS LEFT
BLANK INTENTIONALLY

INDEPENDENT AUDITOR'S REPORT

Board of Managers
Comfort Lake - Forest Lake Watershed District
Forest Lake, Minnesota

Report on the Financial Statements

We have audited the accompanying financial statements of the governmental activities and each major fund of the Comfort Lake - Forest Lake Watershed District, Minnesota (the District), as of and for the year ended December 31, 2022, and the related notes to the financial statements, which collectively comprise the District's basic financial statements as listed in the table of contents.

In our opinion, the financial statements referred to above present fairly, in all material respects, the respective financial position of the governmental activities and each major fund of the District as of December 31, 2022 and the respective changes in financial position and the budgetary comparison for the General fund and the Program and Project Implementation fund for the year then ended in accordance with accounting principles generally accepted in the United States of America.

Basis for Opinions

We conducted our audit in accordance with auditing standards generally accepted in the United States of America (GAAS). Our responsibilities under those standards are further described in the Auditor's Responsibilities for the Audit of the Financial Statements section of our report. We are required to be independent of District and to meet our other ethical responsibilities, in accordance with the relevant ethical requirements relating to our audit. We believe that the audit evidence we have obtained is sufficient and appropriate to provide a basis for our audit opinions.

Management's Responsibility for the Financial Statements

Management is responsible for the preparation and fair presentation of these financial statements in accordance with accounting principles generally accepted in the United States of America; this includes the design, implementation, and maintenance of internal control relevant to the preparation and fair presentation of financial statements that are free from material misstatement, whether due to fraud or error.

In preparing the financial statements, management is required to evaluate whether there are conditions or events, considered in the aggregate, that raise substantial doubt about District's ability to continue as a going concern for twelve months beyond the financial statement date, including any currently known information that may raise substantial doubt shortly thereafter.

Auditor's Responsibility for the Audit of the Financial Statements

Our objectives are to obtain reasonable assurance about whether the financial statements as a whole are free from material misstatement, whether due to fraud or error, and to issue an auditor's report that includes our opinions. Reasonable assurance is a high level of assurance but is not absolute assurance and therefore is not a guarantee that an audit conducted in accordance with GAAS will always detect a material misstatement when it exists. The risk of not detecting a material misstatement resulting from fraud is higher than for one resulting from error, as fraud may involve collusion, forgery, intentional omissions, misrepresentations, or the override of internal control. Misstatements are considered material if there is a substantial likelihood that, individually or in the aggregate, they would influence the judgment made by a reasonable user based on the financial statements.

In performing an audit in accordance with GAAS, we:

- Exercise professional judgment and maintain professional skepticism throughout the audit.
- Identify and assess the risks of material misstatement of the financial statements, whether due to fraud or error, and design and perform audit procedures responsive to those risks. Such procedures include examining, on a test basis, evidence regarding the amounts and disclosures in the financial statements.
- Obtain an understanding of internal control relevant to the audit in order to design audit procedures that are appropriate in the circumstances, but not for the purpose of expressing an opinion on the effectiveness of the District's internal control. Accordingly, no such opinion is expressed.
- Evaluate the appropriateness of accounting policies used and the reasonableness of significant accounting estimates made by management, as well as evaluate the overall presentation of the financial statements.
- Conclude whether, in our judgment, there are conditions or events, considered in the aggregate, that raise substantial doubt about the District's ability to continue as a going concern for a reasonable period of time.

We are required to communicate with those charged with governance regarding, among other matters, the planned scope and timing of the audit, significant audit findings, and certain internal control-related matters that we identified during the audit.

Change in Accounting Principle

As described in Note 6 to the financial statements, the District adopted the provisions of Governmental Accounting Standard Board (GASB) Statement No. 87, Lease, for the year ended December 31, 2022. Adoption of the provisions of these statements results in significant change to the classifications of the components of the financial statements. Our opinion is not modified with respect to this matter.

Other Matters

Required Supplementary Information

Accounting principles generally accepted in the United States of America require that the Management's Discussion and Analysis Page 15 and the Schedule of Employer's Share of the Net Pension Liability and the Schedule of Employer's Contributions starting on page 50 be presented to supplement the basic financial statements. Such information, although not a part of the basic financial statements, is required by the Governmental Accounting Standards Board who considers it to be an essential part of financial reporting for placing the basic financial statements in an appropriate operational, economic, or historical context. We have applied certain limited procedures to the required supplementary information in accordance with auditing standards generally accepted in the United States of America, which consisted of inquiries of management about the methods of preparing the information and comparing the information for consistency with management's responses to our inquiries, the basic financial statements, and other knowledge we obtained during our audit of the basic financial statements. We do not express an opinion or provide any assurance on the information because the limited procedures do not provide us with sufficient evidence to express an opinion or provide any assurance.



Other Information

Management is responsible for the other information included in the annual report. The other information comprises the introductory section but does not include the basic financial statements and our auditor's report thereon. Our opinions on the basic financial statements do not cover the other information, and we do not express an opinion or any form of assurance thereon.

In connection with our audit of the basic financial statements, our responsibility is to read the other information and consider whether a material inconsistency exists between the other information and the basic financial statements or the other information otherwise appears to be materially misstated. If, based on the work performed, we conclude that an uncorrected material misstatement of the other information exists, we are required to describe it in our report.



Abdo
Minneapolis, Minnesota
April 18, 2023



THIS PAGE IS LEFT
BLANK INTENTIONALLY

Management's Discussion and Analysis

As management of the Comfort Lake - Forest Lake Watershed District (the District), Forest Lake, Minnesota, we offer readers of the District's financial statements this narrative overview and analysis of the financial activities of the District for the fiscal year ended December 31, 2022. We encourage readers to consider the information presented here in conjunction with the financial statements, which follow this section.

Financial Highlights

- The its liabilities and deferred inflows of resources of the District exceeded assets and deferred outflows of resources at the close of the most recent fiscal year by \$797,525 (deficit net position). The deficit net position is mainly due to loans authorized and issued in the prior three years.
- The District's total net position decreased by \$358,251, which was mainly due to expenses exceeding property taxes and other grant revenues during the year.
- As of the close of the current fiscal year, the District's governmental funds reported combined ending fund balances of \$1,126,958, a decrease of \$90,371 in comparison with the prior year. This decrease in fund balance is due to budgeted deficit spending in the General fund.
- The ending General fund balance is \$11,510, which is comprised of nonspendable \$13,902 and unassigned deficit of \$2,392. The total fund balance is 2.4 percent of the 2023 General fund budgeted expenditures.

Overview of the Financial Statements

This discussion and analysis is intended to serve as an introduction to the District’s basic financial statements. The District’s basic financial statements are comprised of three components: 1) government-wide financial statements, 2) fund financial statements, and 3) notes to the financial statements. This report also contains other required supplemental information in addition to the basic financial statements themselves.

The financial statements also include notes that explain some of the information in the financial statements and provide more detailed data. The statements are followed by a section of combining and individual fund financial statements and schedules that further explains and supports the information in the financial statements. Figure 1 shows how the required parts of this annual report are arranged and relate to one another.

**Figure 1
Required Components of the
District’s Annual Financial Report**

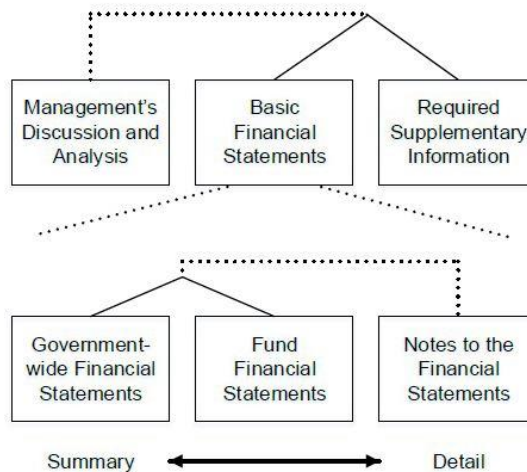


Figure 2 summarizes the major features of the District’s financial statements, including the portion of the District they cover and the types of information they contain. The remainder of this overview section of management’s discussion and analysis explains the structure and contents of each of the statements.

**Figure 2
Major Features of the Government-wide and Fund Financial Statements**

	Fund Financial Statements	
	Government-wide Statements	Governmental Funds
Scope	Entire District	The activities of the District
Required financial statements	<ul style="list-style-type: none"> Statement of Net Position Statement of Activities 	<ul style="list-style-type: none"> Balance Sheet Statement of Revenues, Expenditures, and Changes in Fund Balances
Accounting basis and measurement focus	Accrual accounting and economic resources focus	Modified accrual accounting and current financial resources focus
Type of asset/liability information	All assets and liabilities, both financial and capital, and short-term and long-term	Only assets expected to be used up and liabilities that come due during the year or soon thereafter; no capital assets included
Type of deferred outflows/inflows of resources information	All deferred outflows/inflows of resources, regardless of when cash is received or paid	Only deferred outflows of resources expected to be used up and deferred inflows of resources that come due during the year or soon thereafter; no capital assets included
Type of inflow/out flow information	All revenues and expenses during year, regardless of when cash is received or paid	Revenues for which cash is received during or soon after the end of the year; expenditures when goods or services have been received and payment is due during the year or soon thereafter

Government-wide Financial Statements. The government-wide financial statements are designed to provide readers with a broad overview of the District's finances, in a manner similar to a private-sector business.

The *statement of net position* presents information on all of the District's assets, deferred outflows or resources, liabilities and deferred inflows of resources, with the difference reported as *net position*. Over time, increases or decreases in net position may serve as a useful indicator of whether the financial position of the District is improving or deteriorating.

The *statement of activities* presents information showing how the District's net position changed during the most recent fiscal year. All changes in net position are reported as soon as the underlying event giving rise to the change occurs, *regardless of the timing of related cash flows*. Thus, revenues and expenses are reported in this statement for some items that will only result in cash flows in future fiscal periods (e.g., grants and earned but unused vacation and sick leave).

The governmental activities of the District include general government, program costs, and project costs.

The government-wide financial statements start on page 24 of this report.

Fund Financial Statements. A *fund* is a grouping of related accounts that is used to maintain control over resources that have been segregated for specific activities or objectives. The District, like other state and local governments, uses fund accounting to ensure and demonstrate compliance with finance-related legal requirements. The District currently maintains two governmental funds.

Governmental Funds. *Governmental funds* are used to account for essentially the same functions reported as *governmental activities* in the government-wide financial statements. However, unlike the government-wide financial statements, governmental fund financial statements focus on *near-term inflows and outflows of spendable resources*, as well as on *balances of spendable resources* available at the end of the fiscal year. Such information may be useful in evaluating a government's near-term financing requirements.

Because the focus of governmental funds is narrower than that of the government-wide financial statements, it is useful to compare the information presented for *governmental funds* with similar information presented for *governmental activities* in the government-wide financial statements. By doing so, readers may better understand the long-term impact by the government's near-term financing decisions. Both the governmental fund balance sheets and the governmental fund statements of revenues, expenditures and changes in fund balances provide a reconciliation to facilitate this comparison between *governmental funds* and *governmental activities*.

The District adopts an annual appropriated budget for its General fund and Program and Project Implementation fund. A budgetary comparison statement has been provided for the General fund and Program and Project Implementation fund to demonstrate compliance with this budget.

The basic governmental fund financial statements start on page 28 of this report.

Notes to the Financial Statements. The notes provide additional information that is essential to a full understanding of the data provided in the government-wide and fund financial statements. The notes to the financial statements start on page 35 of this report.

This report also presents certain required supplementary information concerning the progress in funding its obligation to provide pension to its employees. Required supplementary information can be found starting on page 50 of this report.

Government-wide Financial Analysis

As noted earlier, net position may serve over time as a useful indicator of a government's financial position. In the case of the District, assets and deferred outflows of resources exceeded liabilities and deferred inflows of resources by \$797,525 at the close of the most recent fiscal year.

Comfort Lake - Forest Lake Watershed District's Summary of Net Position

	December 31,		Increase (Decrease)
	2022	2021	
Assets			
Current	\$ 2,546,593	\$ 2,551,637	\$ (5,044)
Capital	592,338	60,340	531,998
Total Assets	<u>3,138,931</u>	<u>2,611,977</u>	<u>526,954</u>
Deferred Outflows of Resources			
Deferred pension resources	<u>323,073</u>	<u>378,712</u>	<u>(55,639)</u>
Liabilities			
Current	1,372,499	1,278,879	93,620
Noncurrent	2,869,854	1,842,405	1,027,449
Total Liabilities	<u>4,242,353</u>	<u>3,121,284</u>	<u>1,121,069</u>
Deferred Inflows of Resources			
Deferred pension resources	<u>17,176</u>	<u>308,679</u>	<u>(291,503)</u>
Net Position			
Net investment in capital assets	545,704	60,340	485,364
Restricted for debt service	202,355	-	202,355
Unrestricted	<u>(1,545,584)</u>	<u>(499,614)</u>	<u>(1,045,970)</u>
Total Net Position	<u>\$ (797,525)</u>	<u>\$ (439,274)</u>	<u>\$ (358,251)</u>

Some analysis on the changes from prior year included below:

- The increase in assets is mainly attributed to an increased capital assets at year-end due to the purchase of land.
- The District's has a deficit unrestricted net position of (\$1,545,584). The deficit net position is part of the District's long-term plan. The District also reports net position reflecting its net investment in capital assets of \$545,704 and restricted net position of \$202,355 for debt service.

Governmental Activities. Governmental activities decreased the District's net position by \$358,251, which was mainly due to an increase in expenditures for project initiatives during the year.

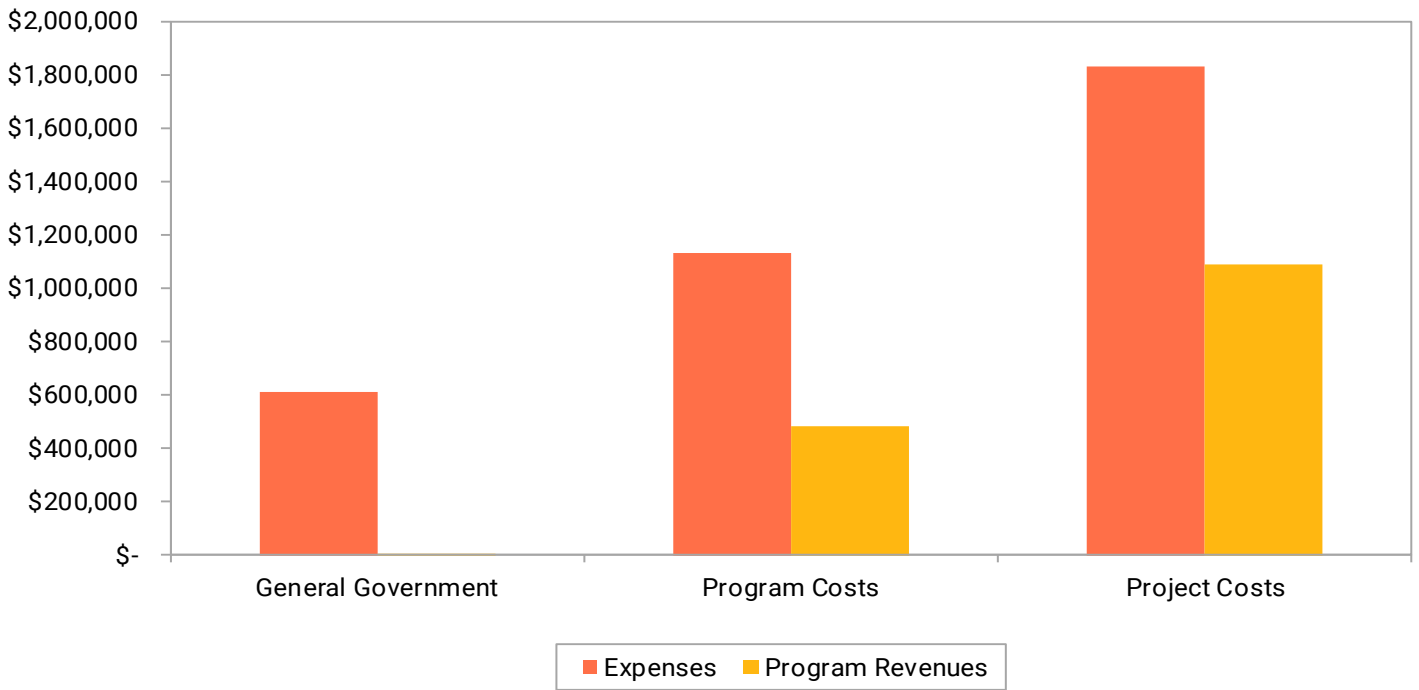
Comfort Lake - Forest Lake Watershed District's Changes in Net Position

	December 31,		Increase (Decrease)
	2022	2021	
Revenues			
Program			
Charges for services	\$ 37,904	\$ 28,657	\$ 9,247
Operating grants and contributions	1,540,369	203,845	1,336,524
General			
Property taxes	1,622,829	1,470,496	152,333
Grants and contributions not restricted to specific programs	5,070	2,810	2,260
Unrestricted investment earnings	9,363	8,246	1,117
Total Revenues	<u>3,215,535</u>	<u>1,714,054</u>	<u>1,501,481</u>
Expenses			
General government	608,768	424,922	183,846
Program costs	1,131,884	1,170,151	(38,267)
Project costs	1,833,066	717,780	1,115,286
Interest on long-term debt	68	-	68
Total Expenses	<u>3,573,786</u>	<u>2,312,853</u>	<u>1,260,933</u>
Change in Net Position	(358,251)	(598,799)	240,548
Net Position, January 1	<u>(439,274)</u>	<u>159,525</u>	<u>(598,799)</u>
Net Position, December 31	<u><u>\$ (797,525)</u></u>	<u><u>\$ (439,274)</u></u>	<u><u>\$ (358,251)</u></u>

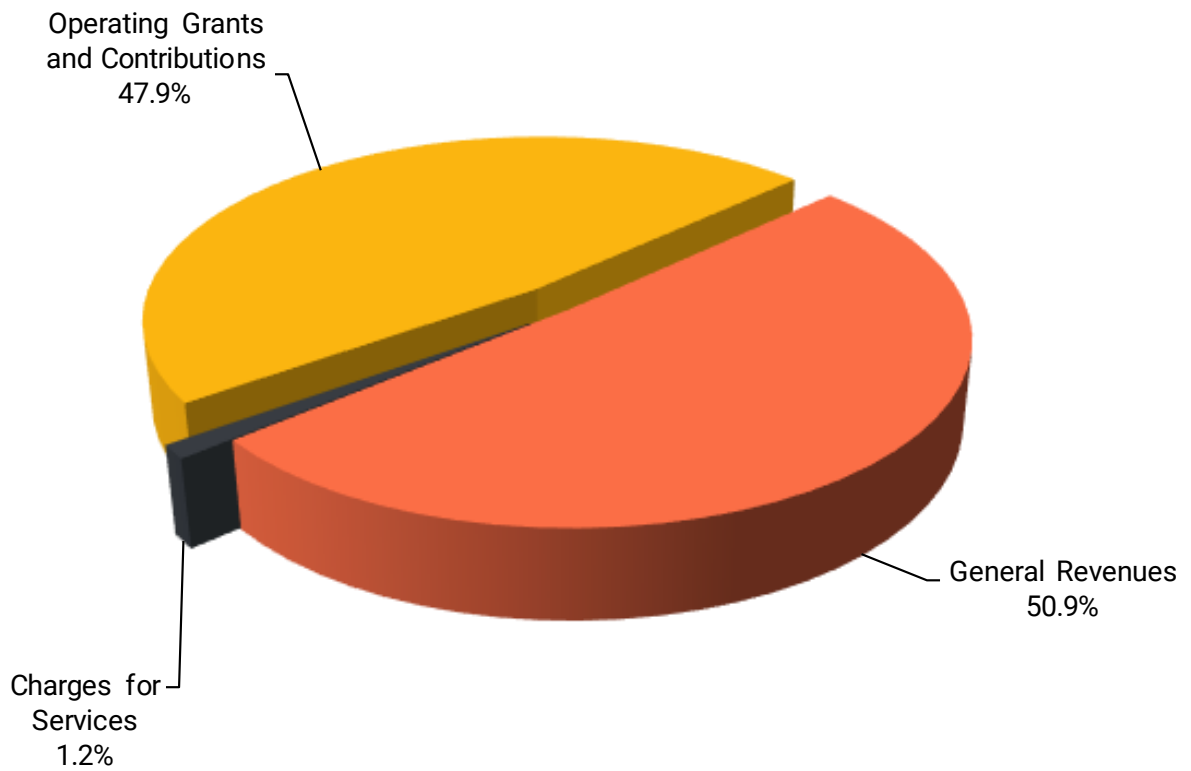
Operating grants and contributions increased \$1,336,524 mainly due to increased grant activity during the year.

General government expenses increased \$183,846 mainly due to an increase in professional services. Project costs increased \$1,115,286 from the prior year mostly due an increase in professional services and engineering related grant spending for individual lake projects.

The following graph depicts various governmental activities and shows the revenue and expenses directly related to those activities.



Revenues by Source - Governmental Activities



Financial Analysis of the Government's Funds

As noted earlier, the District uses fund accounting to ensure and demonstrate compliance with finance-related legal requirements.

Governmental Funds. The focus of the District's *governmental funds* is to provide information on near-term inflows, outflows and balances of *spendable* resources. Such information is useful in assessing the District's financing requirements. In particular, *unreserved fund balance* may serve as a useful measure of a government's net resources available for spending at the end of the fiscal year.

As of the end of the current fiscal year, the District's governmental funds reported combined ending fund balances of \$1,126,958, a decrease of \$90,371 in comparison with the prior year. The fund balance is made up of (1) unassigned deficit of \$2,392, nonspendable for prepaid items \$13,902, restricted for debt service \$201,372, and assigned \$914,076 for water resources management plan.

The General fund is the chief operating fund of the District. At the end of the current year, the fund balance of the General fund was \$11,510. As a measure of the General fund's liquidity, it may be useful to compare total fund balance to total fund expenditures. Total fund balance represents 2.4 percent of 2023 expenditures. The General fund balance decreased \$216,264 during the current fiscal year, mainly due to budgeted spending.

The fund balance of the Programs and Projects Implementation fund at year end was \$914,076 which is a decrease of \$75,479 from the prior year. This was mainly due to budgeted expenditures in excess of current taxes and other financing sources for loan proceeds during the year.

General Fund Budgetary Highlights

The District's General fund budget was not amended during the year. Revenues were over budget by \$28, the largest variance relating to interest earnings which were \$1,490 over budget. Expenditures were over budget by \$23,493. The largest variance was mainly due to engineering, which had a negative budget variance of \$40,300.

Program and Project Implementation Fund Budgetary Highlights

The District's Program and Project Implementation fund budget was amended during the year to increase expenditures by \$659,895. Revenues were under budget by \$46,070, which can be attributed to negative budget variations in permit revenues of \$60,069. Expenditures were under budget by \$724,857, which is mainly due to project costs being over budget by in individual lake projects by \$368,202.

Economic Factors and Next Year's Budgets

The District goes through a multi-stage process to develop its annual budget. This first step includes an annual review of the Watershed Management Plan (WMP) and associated Implementation Schedule and Cost Table along with input from various partners and quotes from anticipated contracted professionals. After this part of the budget is complete, the Watershed District Board meets several times to consider current and projected projects, programs, staff adjustments, etc. to develop the rest of the budget.

For the 2022 fiscal year, the District completed the implementation of several projects including: the Bone Lake Northeast Legacy Wetland Restoration Project, agricultural best management practices in the Bone Lake sub watershed. The District began construction on two projects which it will complete in 2023: the County Road 50 Iron Enhanced Sand Filter and the Sunrise River/Highway 61 Wetland Enhancement Project. Additionally, 2022 saw the fourth full year of implementation of the City of Forest Lake's enhanced street sweeping program. In 2022 District staff began drafting an enhanced street sweeping plan for the City of Wyoming; this will enable the City of Wyoming to implement a similar targeted street sweeping program as the City of Forest Lake. The District completed a comprehensive, District-wide, update to its hydrologic & hydraulic (H&H) model in 2022, which will help with floodplain vulnerability planning in 2023 and beyond. The staff and two board members continued to be very involved in a regional St. Croix River basin planning effort known as the Lower St. Croix One Watershed One Plan.

In 2022 the District employed the following staff members: District Administrator, Land Management Specialist, Senior Program Manager, Project Coordinator, Office Manager, Planning Coordinator, AIS Coordinator, Operations & Outreach Specialist, Permitting Coordinator, District Technician, and one temporary Green-Corps member in partnership with MN Pollution Control Agency. Staffing decisions are made with the 2020 Workload Analysis Services Project Report in mind. Staff overall continues to search for and expand the role of grants and outside contributions from BWSR, MPCA, EPA, DNR, Washington County, City of Forest Lake, the Forest Lake Association, the Comfort Lake Association, and others for funding both programs and projects.

For 2023, the District has completed the majority of construction on the County Road 50 Iron Enhanced Sand Filter and Sunrise River/Highway 61 Wetland Enhancement projects. The District will continue project development for the Washington Judicial Ditch 6 (WJD-6) Wetland Restoration, Moody Lake Capstone Project, and the Little Comfort Lake Infiltration Basin. Furthermore, the District will implement additional agricultural best management practices in the Bone Lake and Forest Lake sub watershed. In addition to some smaller grants, the District was a FY23 Clean Water Fund grant for the Forest Lake Alum Treatment and is tentatively slated to receive a Lessard-Sams Outdoor Heritage Fund grant in 2023.

Requests for Information

This financial report is designed to provide a general overview of the District's finances for all those with an interest in the District's finances. Questions concerning any of the information provided in this report or requests for additional financial information should be addressed to Mike Kinney, Administrator, Comfort Lake - Forest Lake Watershed District, 44 Lake Street South Suite A, Forest Lake, MN 55025.

GOVERNMENT-WIDE FINANCIAL STATEMENTS
COMFORT LAKE - FOREST LAKE WATERSHED DISTRICT
FOREST LAKE, MINNESOTA

FOR THE YEAR ENDED
DECEMBER 31, 2022

Comfort Lake - Forest Lake Watershed District
 Forest Lake, Minnesota
 Statement of Net Position
 December 31, 2022

	<u>Governmental Activities</u>
Assets	
Cash and temporary investments	\$ 2,215,940
Receivables	
Accounts	25,582
Taxes	34,311
Due from other governments	256,858
Prepaid items	13,902
Capital assets	
Nondepreciable	525,165
Depreciable, net of accumulated depreciation/amortization	67,173
Total Assets	<u>3,138,931</u>
Deferred Outflows of Resources	
Deferred pension resources	<u>323,073</u>
Liabilities	
Accounts payable	357,143
Accrued salaries payable	1,274
Due to other governments	96,581
Deposits payable	330,412
Unearned revenue	587,089
Noncurrent liabilities	
Due within one year	
Long-term liabilities	215,960
Due within one year	
Long-term liabilities	2,004,451
Net pension liability	649,443
Total Liabilities	<u>4,242,353</u>
Deferred Inflows of Resources	
Deferred pension resources	<u>17,176</u>
Net Position	
Net investment in capital assets	545,704
Restricted for debt service	202,355
Unrestricted	<u>(1,545,584)</u>
Total Net Position	<u><u>\$ (797,525)</u></u>

The notes to the financial statements are an integral part of this statement.

Comfort Lake - Forest Lake Watershed District

Forest Lake, Minnesota

Statement of Activities

For the Year Ended December 31, 2022

Functions/Programs	Expenses	Program Revenues			Net (Expense)
		Charges for Services	Operating Grants and Contributions	Capital Grants and Contributions	Revenue and Changes in Net Position
					Governmental Activities
Governmental Activities					
General government	\$ 608,768	\$ 4,017	\$ -	\$ -	\$ (604,751)
Program costs	1,131,884	33,887	448,922	-	(649,075)
Project costs	1,833,066	-	1,091,447	-	(741,619)
Interest on long-term debt	68	-	-	-	(68)
Total	<u>\$ 3,573,786</u>	<u>\$ 37,904</u>	<u>\$ 1,540,369</u>	<u>\$ -</u>	<u>(1,995,513)</u>
General Revenues					
Property taxes					1,622,829
Grants and contributions not restricted to specific programs					5,070
Unrestricted investment earnings					9,363
Total General Revenues					<u>1,637,262</u>
Change in Net Position					(358,251)
Net Position, January 1					<u>(439,274)</u>
Net Position, December 31					<u>\$ (797,525)</u>

The notes to the financial statements are an integral part of this statement.

THIS PAGE IS LEFT
BLANK INTENTIONALLY

FUND FINANCIAL STATEMENTS
COMFORT LAKE - FOREST LAKE WATERSHED DISTRICT
FOREST LAKE, MINNESOTA

FOR THE YEAR ENDED
DECEMBER 31, 2022

Comfort Lake - Forest Lake Watershed District
Forest Lake, Minnesota
Balance Sheet
Governmental Funds
December 31, 2022

	General	Debt Service	Program and Project Implementation	Total Governmental Funds
Assets				
Cash and temporary investments	\$ 28,918	\$ 198,620	\$ 1,988,402	\$ 2,215,940
Receivables				
Accounts	-	-	25,582	25,582
Taxes	5,730	3,735	24,846	34,311
Due from other governments	-	-	256,858	256,858
Prepaid items	13,902	-	-	13,902
Total Assets	<u>\$ 48,550</u>	<u>\$ 202,355</u>	<u>\$ 2,295,688</u>	<u>\$ 2,546,593</u>
Liabilities				
Accounts payable	\$ 31,902	\$ -	\$ 325,241	\$ 357,143
Accrued salaries payable	1,274	-	-	1,274
Deposits payable	-	-	330,412	330,412
Due to other governments	164	-	96,417	96,581
Unearned revenue	-	-	587,089	587,089
Total Liabilities	<u>33,340</u>	<u>-</u>	<u>1,339,159</u>	<u>1,372,499</u>
Deferred Inflows of Resources				
Unavailable revenue - taxes	3,700	983	16,871	21,554
Unavailable revenue - permits	-	-	25,582	25,582
Total Deferred Inflows of Resources	<u>3,700</u>	<u>983</u>	<u>42,453</u>	<u>47,136</u>
Fund Balances				
Nonspendable for				
Prepaid items	13,902	-	-	13,902
Restricted for				
Debt service	-	201,372	-	201,372
Assigned to				
Water resource management plan	-	-	914,076	914,076
Unassigned	(2,392)	-	-	(2,392)
Total Fund Balances	<u>11,510</u>	<u>201,372</u>	<u>914,076</u>	<u>1,126,958</u>
Total Liabilities, Deferred Inflows of Resources and Fund Balance	<u>\$ 48,550</u>	<u>\$ 202,355</u>	<u>\$ 2,295,688</u>	<u>\$ 2,546,593</u>

The notes to the financial statements are an integral part of this statement.

Comfort Lake - Forest Lake Watershed District
 Forest Lake, Minnesota
 Reconciliation of the Balance Sheet
 to the Statement of Net Position
 Governmental Funds
 December 31, 2022

Amounts reported for the governmental activities in the statement of net position are different because

Total Fund Balances - Governmental	\$ 1,126,958
Capital assets used in governmental activities are not financial resources and therefore are not reported as assets in governmental funds.	
Cost of capital assets	627,147
Accumulated depreciation/amortization	(34,809)
Noncurrent liabilities, are not due and payable in the current period and therefore are not reported as liabilities in the funds.	
Long-term liabilities at year-end consist of:	
Compensated absences payable	(60,383)
Net pension liability	(649,443)
Lease payable	(46,634)
Loan payable	(2,113,394)
Some receivables are not available soon enough to pay for the current period's expenditures, and therefore are unavailable in the funds.	
Taxes receivable	21,554
Permit receivable	25,582
Governmental funds do not report long-term amounts related to pensions.	
Deferred outflows of pension resources	323,073
Deferred inflows of pension resources	(17,176)
	(17,176)
Total Net Position - Governmental Activities	\$ (797,525)

The notes to the financial statements are an integral part of this statement.

Comfort Lake - Forest Lake Watershed District
Forest Lake, Minnesota
Statement of Revenues, Expenditures and Changes in Fund Balances
Governmental Funds
For the Year Ended December 31, 2022

	General	Debt Service	Program and Project Implementation	Total Governmental Funds
Revenues				
Property taxes	\$ 257,370	\$ 348,876	\$ 1,011,042	\$ 1,617,288
Intergovernmental				
Market value agricultural credit	351	476	1,378	2,205
Reimbursements/grants	-	-	1,540,369	1,540,369
Interest on investments	1,490	2,020	5,853	9,363
Permit fees	-	-	41,989	41,989
Miscellaneous	4,017	-	5,732	9,749
Total Revenues	<u>263,228</u>	<u>351,372</u>	<u>2,606,363</u>	<u>3,220,963</u>
Expenditures				
Current				
General government	458,316	-	-	458,316
Program costs	-	-	1,083,764	1,083,764
Project costs	-	-	1,831,087	1,831,087
Current				
Program costs	-	-	530,385	530,385
Debt service				
Principal	21,108	150,000	-	171,108
Interest and other	68	-	-	68
Total Expenditures	<u>479,492</u>	<u>150,000</u>	<u>3,445,236</u>	<u>4,074,728</u>
Excess (Deficiency) of Revenues Over (Under) Expenditures	(216,264)	201,372	(838,873)	(853,765)
Other Financing Sources (Uses)				
Loans issued	-	-	763,394	763,394
Net Change in Fund Balances	(216,264)	201,372	(75,479)	(90,371)
Fund Balances, January 1	<u>227,774</u>	<u>-</u>	<u>989,555</u>	<u>1,217,329</u>
Fund Balances, December 31	<u>\$ 11,510</u>	<u>\$ 201,372</u>	<u>\$ 914,076</u>	<u>\$ 1,126,958</u>

The notes to the financial statements are an integral part of this statement.

Comfort Lake - Forest Lake Watershed District
 Forest Lake, Minnesota
 Reconciliation of the Statement of
 Revenues, Expenditures and Changes in Fund Balances
 to the Statement of Activities
 Governmental Funds
 For the Year Ended December 31, 2022

Amounts reported for governmental activities in the statement of activities are different because

Total Net Change in Fund Balances - Governmental Funds	\$ (90,371)
<p>Capital outlays are reported in governmental funds as expenditures. However, in the statement of activities, the cost of those assets is allocated over the estimated useful lives as depreciation expense.</p>	
Capital outlays	491,728
Depreciation/amortization expense	(27,472)
<p>The issuance of long-term debt provides current financial resources to governmental funds, while the repayment of principal of long-term debt consumes the current financial resources of governmental funds. Neither transaction, however, has any effect on net position.</p>	
Loan issued	(763,394)
Principal repayments	150,000
Retirement of lease payable	21,108
<p>Certain revenues are recognized as soon as they are earned. Under the modified accrual basis of accounting, certain revenues cannot be recognized until they are available to liquidate liabilities of the current period.</p>	
Property taxes	5,541
Permits	(13,834)
<p>Some expenses reported in the statement of activities do not require the use of current financial resources and, therefore, are not reported as expenditures in governmental funds.</p>	
Compensated absences payable	(8,368)
<p>Long-term pension activity is not reported in governmental funds.</p>	
Pension revenue	2,865
Pension expense	(126,054)
Change in Net Position - Governmental Activities	\$ (358,251)

The notes to the financial statements are an integral part of this statement.

Comfort Lake - Forest Lake Watershed District
Forest Lake, Minnesota
Statement of Revenues, Expenditures and Changes in Fund Balances -
Budget and Actual
General Fund
For the Year Ended December 31, 2022

	Budgeted Amounts		Actual Amounts	Variance with Final Budget
	Original	Final		
Revenues				
Property taxes	\$ 258,200	\$ 258,200	\$ 257,370	\$ (830)
Intergovernmental				
Market value agricultural credit	-	-	351	351
Interest on investments	-	-	1,490	1,490
Miscellaneous	5,000	5,000	4,017	(983)
Total Revenues	<u>263,200</u>	<u>263,200</u>	<u>263,228</u>	<u>28</u>
Expenditures				
Current				
General government				
Manager per diems and administrative	44,750	44,750	74,272	(29,522)
Engineering	13,000	13,000	53,300	(40,300)
Legal fees	50,000	50,000	38,487	11,513
Legal notices	750	750	130	620
Accounting	33,500	33,500	48,075	(14,575)
Dues and subscriptions	9,000	9,000	7,521	1,479
Insurance	9,750	9,750	19,221	(9,471)
Postage	500	500	399	101
Telephone	10,000	10,000	10,058	(58)
Training and seminars	12,000	12,000	7,851	4,149
Equipment	5,000	5,000	3,937	1,063
Other office expenses	226,701	226,701	195,065	31,636
Miscellaneous	200	200	-	200
Debt service				
Principal	40,398	40,398	21,108	19,290
Interest and other	-	-	68	(68)
Total Expenditures	<u>455,549</u>	<u>455,549</u>	<u>479,492</u>	<u>(23,943)</u>
Net Change in Fund Balances	(192,349)	(192,349)	(216,264)	(23,915)
Fund Balances, January 1	<u>227,774</u>	<u>227,774</u>	<u>227,774</u>	<u>-</u>
Fund Balances, December 31	<u>\$ 35,425</u>	<u>\$ 35,425</u>	<u>\$ 11,510</u>	<u>\$ (23,915)</u>

The notes to the financial statements are an integral part of this statement.

Comfort Lake - Forest Lake Watershed District
Forest Lake, Minnesota
Statement of Revenues, Expenditures and Changes in Fund Balances -
Budget and Actual
Program and Project Implementation Fund
For the Year Ended December 31, 2022

	Budgeted Amounts		Actual Amounts	Variance with Final Budget
	Original	Final		
Revenues				
Property taxes	\$ 1,014,300	\$ 1,014,300	\$ 1,011,042	\$ (3,258)
Intergovernmental				
Market value agricultural credit	-	-	1,378	1,378
Reimbursements/grants	1,530,870	1,530,870	1,540,369	9,499
Interest on investments	5,205	5,205	5,853	648
Permit fees	102,058	102,058	41,989	(60,069)
Miscellaneous	-	-	5,732	5,732
Total Revenues	<u>2,652,433</u>	<u>2,652,433</u>	<u>2,606,363</u>	<u>(46,070)</u>
Expenditures				
Current				
Program costs				
District technical support	14,944	14,944	7,187	7,757
District rules and rule making	20,600	20,600	-	20,600
Permitting	206,176	206,176	232,694	(26,518)
Monitoring and assessment	191,548	191,548	178,183	13,365
Non-point source pollution abatement	182,408	182,408	28,128	154,280
Education and outreach	129,038	129,038	133,178	(4,140)
Tech resource sharing and communication	134,983	152,878	156,339	(3,461)
Research	44,629	44,629	76,903	(32,274)
Watershed management plan	8,704	8,704	12,029	(3,325)
Grant research	22,154	22,154	12,244	9,910
Operations and maintenance	52,583	52,583	51,395	1,188
Invasive species	252,626	252,626	188,554	64,072
Watershed planning and resiliency	31,424	31,424	6,930	24,494
Project costs				
District technical support	210,430	210,430	164,831	45,599
Lakes - district wide	60,334	60,334	62,380	(2,046)
Individual lake projects	1,607,350	1,832,350	1,464,148	368,202
Streams	30,111	30,111	37,678	(7,567)
Wetlands	116,408	13,408	13,870	(462)
Upland resources	72,100	183,340	81,251	102,089
Groundwater	14,944	6,704	6,929	(225)
Capital				
Program costs				
Land acquisition	106,704	523,704	530,385	(6,681)
Total Expenditures	<u>3,510,198</u>	<u>4,170,093</u>	<u>3,445,236</u>	<u>724,857</u>
Excess (Deficiency) of Revenues Over (Under) Expenditures	(857,765)	(1,517,660)	(838,873)	678,787
Other Financing Sources (Uses)				
Loans issued	<u>1,600,000</u>	<u>1,600,000</u>	<u>763,394</u>	<u>(836,606)</u>
Net Change in Fund Balances	742,235	82,340	(75,479)	(157,819)
Fund Balances, January 1	<u>989,555</u>	<u>989,555</u>	<u>989,555</u>	<u>-</u>
Fund Balances, December 31	<u>\$ 1,731,790</u>	<u>\$ 1,071,895</u>	<u>\$ 914,076</u>	<u>\$ (157,819)</u>

The notes to the financial statements are an integral part of this statement.

THIS PAGE IS LEFT
BLANK INTENTIONALLY

Comfort Lake - Forest Lake Watershed District
Forest Lake, Minnesota
Notes to the Financial Statements
December 31, 2022

Note 1: Summary of Significant Accounting Policies

A. Reporting Entity

The Comfort Lake - Forest Lake Watershed District (the District), Forest Lake, Minnesota was originally created in 1999 by the Minnesota Board of Water and Soil Resources (the Board) as provided in Minnesota statutes Chapter 103D and began operations in 2000. The District was established to promote the public welfare and public interest and will advance the purpose of Minnesota statutes, chapters 103B and 103D. The District is operated by a five-member Board of Managers appointed by the Washington and Chisago Boards of Commissioners for three-year terms.

The District has considered all potential units for which it is financially accountable, and other organizations for which the nature and significance of their relationship with the District are such that exclusion would cause the District's financial statements to be misleading or incomplete. The Governmental Accounting Standards Board (GASB) has set forth criteria to be considered in determining financial accountability. These criteria include appointing a voting majority of an organization's governing body, and (1) the ability of the primary government to impose its will on that organization or (2) the potential for the organization to provide specific benefits to, or impose specific financial burdens on the primary government. The District has no component units that meet the GASB criteria.

B. Government-wide and Fund Financial Statements

The government-wide financial statements (i.e., the statement of net position and the statement activities) report information on all of the non-fiduciary activities of the District. For the most part, the effect of interfund activity has been removed from these statements.

The statement of activities demonstrates the degree to which the direct expenses of a given function or segment is offset by program revenues. *Direct expenses* are those that are clearly identifiable with a specific function or segment. Amounts reported as *program revenues* include 1) charges to customers or applicants who purchase, use, or directly benefit from goods, services, or privileges provided by a given function or segment and 2) grants and contributions that are restricted to meeting the operational or capital requirements of a particular function or segment. Other items not properly included among program revenues are reported instead as *general revenues*.

Separate financial statements are provided for governmental funds. Major individual governmental funds are reported as separate columns in the fund financial statements.

C. Measurement Focus, Basis of Accounting and Basis of Presentation

The government-wide financial statements are reported using the *economic resources measurement focus* and the *accrual basis of accounting*. Revenues are recorded when earned and expenses are recorded when a liability is incurred, regardless of the timing of related cash flows. Grants and similar items are recognized as revenue as soon as all eligibility requirements imposed by the provider have been met.

Governmental fund financial statements are reported using the *current financial resources measurement focus* and the *modified accrual basis of accounting*. Revenues are recognized as soon as they are both measurable and available. Revenues are considered to be *available* when they are collectible within the current period or soon enough thereafter to pay liabilities of the current period. For this purpose, the District considers revenues to be available if they are collected within 60 days of the end of the current fiscal period. Expenditures generally are recorded when a liability is incurred, as under accrual accounting. However, expenditures related to compensated absences and claims and judgments, are recorded only when payment is due.

Property taxes, intergovernmental revenues, and interest associated with the current fiscal period are all considered susceptible to accrual and so have been recognized as revenues of the current fiscal period. All other revenue items are considered to be measurable and available only when cash is received by the District.

Comfort Lake - Forest Lake Watershed District
Forest Lake, Minnesota
Notes to the Financial Statements
December 31, 2022

Note 1: Summary of Significant Accounting Policies (Continued)

Revenue resulting from exchange transactions, in which each party gives and receives essentially equal value, is recorded on the accrual basis when the exchange takes place. On a modified accrual basis, revenue is recorded in the year in which the resources are measurable and become available.

Non-exchange transactions, in which the District receives value without directly giving equal value in return, include grants, entitlement and donations. Eligibility requirements include timing requirements, which specify the year when the resources are required to be used or the year when use is first permitted, matching requirements, in which the District must provide local resources to be used for a specified purpose, and expenditure requirements, in which the resources are provided to the District on a reimbursement basis. On a modified accrual basis, revenue from non-exchange transactions must also be available before it can be recognized.

Unearned revenue arises when assets are recognized before revenue recognition criteria have been satisfied. Grants and entitlements received before eligibility requirements are met are also recorded as unearned revenue.

The preparation of financial statements in conformity with accounting principles generally accepted in the United States of America requires management to make estimates and assumptions that affect certain reported amounts and disclosures. Accordingly, actual results could differ from those estimates.

The District reports the following major governmental funds:

The *General fund* is the general operating fund of the District. It is used to account for financial resources to be used for general administrative expenditures and for the construction and maintenance of projects of common benefit to the District.

The *Debt Service fund* accounts for the resources accumulated and payments made for principal and interest on long-term general obligation debt.

The *Program and Project Implementation fund* is established to account for programs and projects to manage the District's resources. Property taxes are committed for the Program and Project Implementation Fund.

As a general rule the effect of interfund activity has been eliminated from government-wide financial statements.

D. Assets, Deferred Outflows of Resources, Liabilities, Deferred Inflows of Resources and Net Position/Fund Balance

Deposits and Investments

The District's cash and cash equivalents are considered to be cash on hand, demand deposits and short term investments with original maturities of three months or less from the date of acquisition.

Cash balances from all funds are pooled and invested, to the extent available, in certificates of deposit and other authorized investments. Earnings from such investments are allocated on the basis of applicable participation by each of the funds.

The District may also invest idle funds as authorized by Minnesota statutes, as follows:

1. Direct obligations or obligations guaranteed by the United States or its agencies.
2. Shares of investment companies registered under the Federal Investment Company Act of 1940 and received the highest credit rating, rated in one of the two highest rating categories by a statistical rating agency, and have a final maturity of thirteen months or less.
3. General obligations of a state or local government with taxing powers rated "A" or better; revenue obligations rated "AA" or better.

Comfort Lake - Forest Lake Watershed District
Forest Lake, Minnesota
Notes to the Financial Statements
December 31, 2022

Note 1: Summary of Significant Accounting Policies (Continued)

4. General obligations of the Minnesota Housing Finance Agency rated "A" or better.
5. Obligation of a school district with an original maturity not exceeding 13 months and (i) rated in the highest category by a national bond rating service or (ii) enrolled in the credit enhancement program pursuant to statute section 126C.55.
6. Bankers' acceptances of United States banks eligible for purchase by the Federal Reserve System.
7. Commercial paper issued by United States banks corporations or their Canadian subsidiaries, of highest quality category by at least two nationally recognized rating agencies, and maturing in 270 days or less.
8. Repurchase or reverse repurchase agreements and securities lending agreements with financial institutions qualified as a "depository" by the government entity, with banks that are members of the Federal Reserve System with capitalization exceeding \$10,000,000, a primary reporting dealer in U.S. government securities to the Federal Reserve Bank of New York, or certain Minnesota securities broker-dealers.
9. Guaranteed Investment Contracts (GIC's) issued or guaranteed by a United States commercial bank, a domestic branch of a foreign bank, a United States insurance company, or its Canadian subsidiary, whose similar debt obligations were rated in one of the top two rating categories by a nationally recognized rating agency.

The District has no formal investment policy.

Property Tax Revenue Recognition

The Board of Managers annually adopts a tax levy and certifies it to the County in October (levy/assessment date) of each year for collection in the following year. The County is responsible for billing and collecting all property taxes for itself, the District, the local School District and other taxing authorities. Such taxes become a lien on January 1 and are recorded as receivables by the District at that date. Real property taxes are payable (by property owners) on May 15 and October 15 of each calendar year. Personal property taxes are payable by taxpayers on February 28 and June 30 of each year. These taxes are collected by the County and remitted to the District on or before July 7 and December 2 of the same year. Collections for November and December are received the following January. The District has no ability to enforce payments of property taxes by property owners. The County possesses this authority.

Delinquent taxes receivable include the past six years' uncollected taxes. Delinquent taxes have been offset by a deferred inflow of resources for taxes not received within 60 days after year end in the fund financial statements.

Prepaid Items

Certain payments to vendors reflect costs applicable to future accounting periods and are recorded as prepaid items. Prepaid items are reported using the consumption method and recorded as expenditures/expenses at the time of consumption.

Capital Assets

Capital assets, which include land, land improvements and easements, are reported in the governmental activities columns in the government-wide financial statements. Capital assets are defined by the District as assets with an initial, individual cost of more than \$5,000 (amount not rounded) and an estimated useful life in excess of one year. Such assets are recorded at historical cost or estimated historical cost if purchased or constructed. Donated capital assets are recorded at acquisition value at the date of donation.

The costs of normal maintenance and repairs that do not add to the value of the asset or materially extend assets lives are not capitalized.

Comfort Lake - Forest Lake Watershed District
Forest Lake, Minnesota
Notes to the Financial Statements
December 31, 2022

Note 1: Summary of Significant Accounting Policies (Continued)

Deferred Outflows of Resources

In addition to assets, the statement of net position will sometimes report a separate section for deferred outflows of resources. This separate financial statement element, deferred outflows of resources, represents a consumption of net position that applies to a future period(s) and so will not be recognized as an outflow of resources (expense/expenditure) until then. The District has only one item that qualifies for reporting in this category. Accordingly, the item, deferred pension resources, is reported only in the statements of net position. This item results from actuarial calculations and current year pension contributions made subsequent to the measurement date.

Pensions

For purposes of measuring the net pension liability, deferred outflows/inflows of resources, and pension expense, information about the fiduciary net position of the Public Employees Retirement Association (PERA) and additions to/deductions from PERA's fiduciary net position have been determined on the same basis as they are reported by PERA except that PERA's fiscal year end is June 30. For this purpose, plan contributions are recognized as of employer payroll paid dates and benefit payments and refunds are recognized when due and payable in accordance with the benefit terms. Investments are reported at fair value. The General fund is typically used to liquidate the governmental net pension liability.

The total pension expense for GERP is \$174,044 for year ended December 31, 2022.

Compensated Absences

It is the District's policy to permit employees to accumulate earned but unused vacation and sick benefits, which will be paid to the employee upon separation without the considerations of number of years of service. A liability for these amounts is reported in the governmental funds only if they have matured, for example, as a result of employee resignations and retirements. The General fund is typically used to liquidate governmental compensated absences.

Deferred Inflows of Resources

In addition to liabilities, the statement of financial position and fund financial statements will sometimes report a separate section for deferred inflows of resources. This separate financial statement element, *deferred inflows of resources*, represents an acquisition of net position that applies to a future period(s) and so will *not* be recognized as an inflow of resources (revenue) until that time. The government has only one type of item, which arises only under a modified accrual basis of accounting that qualifies for reporting in this category. Accordingly, the item, *unavailable revenue*, is reported only in the governmental funds balance sheet. The governmental funds report unavailable revenues from two sources: property taxes and permits. This amount is deferred and recognized as an inflow of resources in the period that the amounts become available.

The District has an additional item which qualifies for reporting in this category. The item, deferred pension resources, is reported only in the statements of net position and results from actuarial calculations.

Comfort Lake - Forest Lake Watershed District
Forest Lake, Minnesota
Notes to the Financial Statements
December 31, 2022

Note 1: Summary of Significant Accounting Policies (Continued)

Fund Balance

In the fund financial statements, fund balance is divided into five classifications based primarily on the extent to which the District is bound to observe constraints imposed upon the use of resources reported in the governmental funds. These classifications are defined as follows:

Nonspendable - Amounts that cannot be spent because they are not in spendable form, such as prepaid items.

Restricted - Amounts related to externally imposed constraints established by creditors, grantors or contributors; or constraints imposed by state statutory provisions.

Committed - Amounts constrained for specific purposes that are internally imposed by formal action (resolution) of the Board, which is the District's highest level of decision-making authority. Committed amounts cannot be used for any other purpose unless the Board modifies or rescinds the commitment by resolution.

Assigned - Amounts constrained for specific purposes that are internally imposed. In governmental funds other than the General fund, assigned fund balance represents all remaining amounts that are not classified as nonspendable and are neither restricted nor committed. Pursuant to board resolution, the District's Administrator is authorized to establish assignments of fund balance.

Unassigned - The residual classification for the General fund and also negative residual amounts in other funds.

The District considers restricted amounts to be spent first when both restricted and unrestricted fund balance is available. Additionally, the District would first use committed, then assigned, and lastly unassigned amounts of unrestricted fund balance when expenditures are made.

Net Position

Net position represents the difference between assets and deferred outflows of resources and liabilities and deferred inflows of resources. Net position is displayed in three components:

- a. Net investment in capital assets - Consists of capital assets, net of accumulated depreciation reduced by any outstanding debt attributable to acquire capital assets.
- b. Restricted net position - Consists of net position balances restricted when there are limitations imposed on their use through external restrictions imposed by creditors, grantors, laws or regulations of other governments.
- c. Unrestricted net position - All other net position balances that do not meet the definition of "restricted" or "investment in capital assets".

When both restricted and unrestricted resources are available for use, it is the District's policy to use restricted resources first, then unrestricted resources as they are needed.

Comfort Lake - Forest Lake Watershed District
 Forest Lake, Minnesota
 Notes to the Financial Statements
 December 31, 2022

Note 2: Stewardship, Compliance and Accountability

A. Budgetary Information

The Board of Managers adopts an annual budget for the General and Program and Project Implementation fund of the District on an annual basis. During the budget year, supplemental appropriations and deletions are or may be authorized by the Board. The District did amend the Program and Project Implementation fund budget during the year. For the Program and Project Implementation fund, revenues remained unchanged and expenditures were increased by \$659,895.

The modified accrual basis of accounting is used by the District for budgeting data. All unused project related appropriations carry over to the following fiscal year until the related project is completed. The District monitors budget performance on the fund basis. All amounts over budget have been approved by the Board through the disbursement process. The District does not use encumbrance accounting.

B. Excess Spending Over Appropriations

For the year ended December 31, 2022 expenditures exceeded appropriations in the following fund:

Fund	Budget	Actual	Excess of Expenditures Over Appropriations
General Fund	\$ 455,549	\$ 479,492	\$ 23,943

The excess expenditures were funded by available fund balance.

Note 3: Detailed Notes on Accounts

A. Deposits and Investments

Deposits

In accordance with Minnesota statutes and as authorized by the Board, the District maintains deposits at those depository banks, all of which are members of the Federal Reserve System.

Minnesota statutes require that all District deposits be protected by insurance, surety bond or collateral. The market value of collateral pledged must equal 110 percent of the deposits not covered by insurance or bonds, with the exception of irrevocable standby letters of credit issued by Federal Home Loan Banks as this type of collateral only requires collateral pledged equal to 100 percent of the deposits not covered by insurance or bonds.

Authorized collateral in lieu of a corporate surety bond includes:

- United States government Treasury bills, Treasury notes, Treasury bonds;
- Issues of United States government agencies and instrumentalities as quoted by a recognized industry quotation service available to the government entity;
- General obligation securities of any state or local government with taxing powers which is rated "A" or better by a national bond rating service, or revenue obligation securities of any state or local government with taxing powers which is rated "AA" or better by a national bond rating service;

Comfort Lake - Forest Lake Watershed District
 Forest Lake, Minnesota
 Notes to the Financial Statements
 December 31, 2022

Note 3: Detailed Notes on Accounts (Continued)

- General obligation securities of a local government with taxing powers may be pledged as collateral against funds deposited by that same local government entity;
- Irrevocable standby letters of credit issued by Federal Home Loan Banks to a municipality accompanied by written evidence that the bank's public debt is rated "AA" or better by Moody's Investors Service, Inc., or Standard & Poor's Corporation; and
- Time deposits that are fully insured by any Federal agency.

Minnesota statutes require that all collateral shall be placed in safekeeping in a restricted account at a Federal Reserve Bank, or in an account at a trust department of a commercial bank or other financial institution that is not owned or controlled by the financial institution furnishing the collateral. The selection should be approved by the District.

At year end, the District's carrying amount of deposits was \$2,215,940 and the bank balance was \$2,238,484. Of the bank balance, \$627,805 was covered by federal depository insurance and the remaining balance was covered by collateral held by the District's agent in the District's name.

B. Capital Assets

Capital asset activity for the year ended December 31, 2022 was as follows:

	Restated Beginning Balance	Increases	Decreases	Ending Balance
Governmental Activities				
Capital Assets				
Land	\$ 33,437	\$ 491,728	\$ -	\$ 525,165
Capital Assets, being Depreciated/Amortized				
Machinery and Vehicles	34,240	-	-	34,240
Leased Building (Intangible Right to Use Asset)	67,742	-	-	67,742
Total Capital Assets Being Depreciated/Amortized	101,982	-	-	101,982
Less Accumulated Depreciation/Amortization for				
Machinery and vehicles	(7,337)	(4,891)	-	(12,228)
Leased Building (Intangible Right to Use Asset)	-	(22,581)	-	(22,581)
Total Accumulated Depreciation/Amortization	(7,337)	(27,472)	-	(34,809)
Total Capital Assets being Depreciated, Net	94,645	(27,472)	-	67,173
Governmental Activities Capital Assets, Net	\$ 128,082	\$ 464,256	\$ -	\$ 592,338

C. Long-term Liabilities

The District agreed to terms with Minnesota Pollution Control Agency on a clean water partnership loan in the amount of \$1,500,000 on June 11, 2018. The funds loaned would be used to assist in financing costs for the project workplan outlined in the loan agreement.

Comfort Lake - Forest Lake Watershed District
 Forest Lake, Minnesota
 Notes to the Financial Statements
 December 31, 2022

Note 3: Detailed Notes on Accounts (Continued)

The District agreed to terms with Minnesota Pollution Control Agency on a second clean water partnership loan in the amount of \$1,000,000 on December 27, 2021. The funds loaned would be used to assist in financing costs for the project workplan outlined in the loan agreement.

A summary of the loans outstanding at year end December 31, 2022 was as follows:

Description	Authorized Date	Maturity Date	Interest Rate	Authorized	Issued	Balance at Year End
Minnesota CWP Loan - 2020	6/11/2018	12/15/2031	- %	1,500,000	1,500,000	\$ 1,350,000
Minnesota CWP Loan - 2021	12/27/2021	12/15/203	-	1,000,000	763,394	763,394
Total						<u>\$ 2,113,394</u>

Annual debt service requirements to maturity for loan are as follows:

Year Ending December 31,	Governmental Activities		
	Principal	Interest	Total
2023	\$ 150,000	\$ -	\$ 150,000
2024	150,000	-	150,000
2025	250,000	-	250,000
2026	250,000	-	250,000
2027	250,000	-	250,000
2027 - 2031	1,000,000	-	1,000,000
2032 - 2034	63,394	-	63,394
Total	<u>\$ 2,113,394</u>	<u>\$ -</u>	<u>\$ 2,113,394</u>

D. Lease Payable

The District entered into a lease agreement with 494 Properties, LLC for office space. The lease agreement has an effective period of December 1, 2019 and will terminate on November 30, 2022. The District extended the lease as of November 30, 2022 for two additional years and will commence on December 2024.

Description	Total Lease Liability	Interest Rate	Issue Date	End Date	Payment Amount	Balance at Year End
Commerical Building Lease	\$ 67,724	0.13 %	01/01/22	12/01/24	variable	<u>\$ 46,634</u>

The following is a summary of future minimum lease payments:

Year Ending June 30,	Principal	Interest	Total
2023	\$ 22,574	\$ 46	\$ 22,620
2024	24,060	16	24,076
Total	<u>\$ 46,634</u>	<u>\$ 62</u>	<u>\$ 46,696</u>

Comfort Lake - Forest Lake Watershed District
 Forest Lake, Minnesota
 Notes to the Financial Statements
 December 31, 2022

Note 3: Detailed Notes on Accounts (Continued)

During the year ended December 31, 2022, the following changes occurred in long-term liabilities:

	Restated Beginning Balance	Increases	Decreases	Ending Balance	Current Portion
Governmental Activities					
Compensated					
Absences Payable	\$ 52,015	\$ 62,402	\$ (54,034)	\$ 60,383	\$ 43,386
Minnesota CWP Loan	1,500,000	763,394	(150,000)	2,113,394	150,000
Lease payable	67,742	-	(21,108)	46,634	22,574
	<u>\$ 1,619,757</u>	<u>\$ 62,402</u>	<u>\$ (54,034)</u>	<u>\$ 2,220,411</u>	<u>\$ 215,960</u>
Total Governmental Activities	<u>\$ 1,619,757</u>	<u>\$ 62,402</u>	<u>\$ (54,034)</u>	<u>\$ 2,220,411</u>	<u>\$ 215,960</u>

Note 4: Defined Benefit Pension Plans - Statewide

A. Plan Description

The District participates in the following cost-sharing multiple-employer defined benefit pension plans administered by the Public Employees Retirement Association of Minnesota (PERA). PERA's defined benefit pension plans are established and administered in accordance with *Minnesota statutes*, chapters 353 and 356. PERA's defined benefit pension plans are tax qualified plans under Section 401(a) of the Internal Revenue Code.

General Employees Retirement Plan

All full-time and certain part-time employees of the District are covered by the General Employees Plan. General Employees Plan members belong to the Coordinated Plan. Coordinated Plan members are covered by Social Security.

B. Benefits Provided

PERA provides retirement, disability and death benefits. Benefit provisions are established by state statute and can only be modified by the state Legislature. Vested, terminated employees who are entitled to benefits but are not receiving them yet are bound by the provisions in effect at the time they last terminated their public service.

General Employees Plan Benefits

General Employees Plan benefits are based on a member's highest average salary for any five successive years of allowable service, age, and years of credit at termination of service. Two methods are used to compute benefits for PERA's Coordinated Plan members. Members hired prior to July 1, 1989 receive the higher of Method 1 or Method 2 formulas. Only Method 2 is used for members hired after June 30, 1989. Under Method 1, the accrual rate for Coordinated members is 1.2 percent of average salary for each of the first 10 years of service and 1.7 percent of average salary for each additional year. Under Method 2, the accrual rate for Coordinated members is 1.7 percent for average salary for all years of service. For members hired prior to July 1, 1989 a full annuity is available when age plus years of service equal 90 and normal retirement age is 65. For members hired on or after July 1, 1989 normal retirement age is the age for unreduced Social Security benefits capped at 66.

Comfort Lake - Forest Lake Watershed District
 Forest Lake, Minnesota
 Notes to the Financial Statements
 December 31, 2022

Note 4: Defined Benefit Pension Plans - Statewide (Continued)

Benefit increases are provided to benefit recipients each January. The postretirement increase is equal to 50 percent of the cost-of-living adjustment (COLA) announced by the SSA, with a minimum increase of at least 1 percent and a maximum of 1.5 percent. Recipients that have been receiving the annuity or benefit for at least a full year as of the June 30 before the effective date of the increase will receive the full increase. Recipients receiving the annuity or benefit for at least one month but less than a full year as of the June 30 before the effective date of the increase will receive a reduced prorated increase. For members retiring on January 1, 2024, or later, the increase will be delayed until normal retirement age (age 65 if hired prior to July 1, 1989, or age 66 for individuals hired on or after July 1, 1989). Members retiring under Rule of 90 are exempt from the delay to normal retirement.

C. Contributions

Minnesota statutes chapter 353 sets the rates for employer and employee contributions. Contribution rates can only be modified by the state Legislature.

General Employees Fund Contributions

Coordinated Plan members were required to contribute 6.50 percent of their annual covered salary in fiscal year 2021 and the District was required to contribute 7.50 percent for Coordinated Plan members in 2022. The District's contributions to the General Employees Fund for the years ending December 31, 2022, 2021 and 2020 were \$47,990, \$43,967 and \$33,381, respectively. The District's contributions were equal to the required contributions for each year as set by state statute.

D. Pension Costs

General Employees Fund Pension Costs

At December 31, 2022, the District reported a liability of \$649,443 for its proportionate share of the General Employees Fund's net pension liability. The District's net pension liability reflected a reduction due to the State of Minnesota's contribution of \$16 million. The State of Minnesota is considered a non-employer contributing entity and the state's contribution meets the definition of a special funding situation. The State of Minnesota's proportionate share of the net pension liability associated with the District totaled \$19,174. The net pension liability was measured as of June 30, 2022, and the total pension liability used to calculate the net pension liability was determined by an actuarial valuation as of that date. The District's proportionate share of the net pension liability was based on the District's contributions received by PERA during the measurement period for employer payroll paid dates from July 1, 2021 through June 30, 2022 relative to the total employer contributions received from all of PERA's participating employers. The District's proportionate share was 0.0082 percent which was an increase of 0.0014 percent from its proportion measured as of June 30, 2021.

District's Proportionate Share of the Net Pension Liability	\$ 649,443
State of Minnesota's Proportionate Share of the Net Pension Liability Associated with the Watershed District	19,174
	19,174
Total	\$ 668,617

For the year ended December 31, 2022, the District recognized pension expense of \$171,179 for its proportionate share of the General Employees Plan's pension expense. In addition, the District recognized an additional \$2,865 as pension expense (and grant revenue) for its proportionate share of the State of Minnesota's contribution of \$16 million to the General Employees Fund.

Comfort Lake - Forest Lake Watershed District
 Forest Lake, Minnesota
 Notes to the Financial Statements
 December 31, 2022

Note 4: Defined Benefit Pension Plans - Statewide (Continued)

At December 31, 2022, the District reported its proportionate share of the General Employees Plan's deferred outflows of resources and deferred inflows of resources, related to pensions from the following sources:

	<u>Deferred Outflows of Resources</u>	<u>Deferred Inflows of Resources</u>
Differences Between Expected and Actual Economic Experience	\$ 5,425	\$ 5,798
Changes in Actuarial Assumptions	122,644	2,384
Net Difference Between Projected and Actual Earnings on Plan Investments	50,736	-
Changes in Proportion	118,302	8,994
Contributions Paid to PERA Subsequent to the Measurement Date	<u>25,966</u>	<u>-</u>
Total	<u>\$ 323,073</u>	<u>\$ 17,176</u>

The \$25,966 as deferred outflows of resources related to pensions resulting from the District's contributions subsequent to the measurement date will be recognized as a reduction of the net pension liability in the year ended December 31, 2023. Other amounts reported as deferred outflows and inflows of resources related to pensions will be recognized in pension expense as follows:

2023	\$ 152,197
2024	75,576
2025	(6,574)
2026	58,732
2027	-
Thereafter	-

E. Long-Term Expected Return on Investment

The State Board of Investment, which manages the investments of PERA, prepares an analysis of the reasonableness on a regular basis of the long-term expected rate of return using a building-block method in which best-estimate ranges of expected future rates of return are developed for each major asset class. These ranges are combined to produce an expected long-term rate of return by weighting the expected future rates of return by the target asset allocation percentages. The target allocation and best estimates of geometric real rates of return for each major asset class are summarized in the following table:

<u>Asset Class</u>	<u>Target Allocation</u>	<u>Long-term Expected Real Rate of Return</u>
Domestic Equity	33.5 %	5.10 %
Private Markets	25.0	5.90
Fixed Income	25.0	0.75
International Equity	<u>16.5</u>	<u>5.30</u>
Total	<u>100.0 %</u>	

Comfort Lake - Forest Lake Watershed District
Forest Lake, Minnesota
Notes to the Financial Statements
December 31, 2022

Note 4: Defined Benefit Pension Plans - Statewide (Continued)

F. Actuarial Assumptions

The total pension liability in the June 30, 2022, actuarial valuation was determined using an individual entry-age normal actuarial cost method. The long-term rate of return on pension plan investments used in the determination of the total liability is 6.5 percent. This assumption is based on a review of inflation and investments return assumptions from a number of national investment consulting firms. The review provided a range of return investment return rates deemed to be reasonable by the actuary. An investment return of 6.5 percent was deemed to be within that range of reasonableness for financial reporting purposes.

Inflation is assumed to be 2.25 percent for the General Employees Plan. Benefit increases after retirement are assumed to be 1.25 percent for the General Employees Plan. Salary growth assumptions in the General Employees Plan range in annual increments from 10.25 percent after one year of service to 3.0 percent after 27 years of service. Mortality rates for the General Employees Plan are based on the Pub-2010 General Employee Mortality Table.

Actuarial assumptions used in the June 30, 2022 valuation were based on the results of actuarial experience studies. The most recent four-year experience study in the General Employees Plan was completed in 2019. The assumption changes were adopted by the Board and become effective with the July 1, 2020 actuarial valuation. The most recent four-year experience study for the Police and Fire Plan was completed in 2020 were adopted by the Board and became effective with the July 1, 2021 actuarial valuation.

The following changes in actuarial assumptions and plan provisions occurred in 2022:

General Employees Fund

Changes in Actuarial Assumptions

- The mortality improvement scale was changed from Scale MP-2020 to Scale MP-2021.

Changes in Plan Provisions

- There were no changes in plan provisions since the previous valuation.

G. Discount Rate

The discount rate used to measure the total pension liability in 2022 was 6.50 percent. The projection of cash flows used to determine the discount rate assumed that contributions from plan members and employers will be made at rates set in Minnesota Statutes. Based on these assumptions, the fiduciary net position of the General Employees Fund and the Police and Fire Fund were projected to be available to make all projected future benefit payments of current plan members. Therefore, the long-term expected rate of return on pension plan investments was applied to all periods of projected benefit payments to determine the total pension liability.

Comfort Lake - Forest Lake Watershed District
 Forest Lake, Minnesota
 Notes to the Financial Statements
 December 31, 2022

Note 4: Defined Benefit Pension Plans - Statewide (Continued)

H. Pension Liability Sensitivity

The following presents the District’s proportionate share of the net pension liability for all plans it participates in, calculated using the discount rate disclosed in the preceding paragraph, as well as what the District’s proportionate share of the net pension liability would be if it were calculated using a discount rate one percentage point lower or one percentage point higher than the current discount rate:

	1 Percent Decrease (5.50%)	Current (6.50%)	1 Percent Increase (7.50%)
General Employees Fund	\$ 1,025,829	\$ 649,443	\$ 340,748

I. Pension Plan Fiduciary Net Position

Detailed information about each pension plan’s fiduciary net position is available in a separately issued PERA financial report that includes financial statements and required supplementary information. That report may be obtained on the internet at www.mnpera.org.

Note 5: Other Information

Risk Management

The District is exposed to various risks of loss related to torts; theft of, damage to and destruction of assets; errors and omissions; injuries to employees; and natural disasters for which the District carries insurance. The District pays annual premiums for its workers compensation and property and casualty insurance. Settled claims have not exceeded the District’s coverage in any of the past three fiscal years.

Liabilities are reported when it is probable that a loss has occurred, and the amount of the loss can be reasonably estimated. Liabilities, if any, include an amount for claims that have been incurred but not reported (IBNRs). The District’s management is not aware of any incurred but not reported claims.

Note 6: Change in Accounting Principles and Restatement

For the year ended December 31, 2022, the District implemented Governmental Accounting Standards Board (GASB) Statement No. 87, *Leases*. GASB Statement No. 87 enhances the relevance and consistency of information of the government’s leasing activities. It establishes requirements for lease accounting based on the principle that leases are financings of the right to use an underlying asset. A lessee is required to recognize a lease liability and an intangible right to use lease asset, and a lessor is required to recognize a lease receivable and a deferred inflow of resources. These changes were incorporated in the District’s 2022 financial statements. The District’s recognition of the beginning balances related to the lease liability and the intangible right to use lease asset were equal balances and had no effect on the beginning net position of the Governmental Activities.

THIS PAGE IS LEFT
BLANK INTENTIONALLY

REQUIRED SUPPLEMENTARY INFORMATION
COMFORT LAKE - FOREST LAKE WATERSHED DISTRICT
FOREST LAKE, MINNESOTA

FOR THE YEAR ENDED
DECEMBER 31, 2022

Comfort Lake - Forest Lake Watershed District
 Forest Lake, Minnesota
 Required Supplementary Information
 For the Year Ended December 31, 2022

Schedule of Employer's Share of PERA Net Pension Liability - General Employees Fund

Fiscal Year Ending	District's Proportion of the Net Pension Liability	District's Proportionate Share of the Net Pension Liability (a)	State's Proportionate Share of the Net Pension Liability Associated with the District (b)	Total (a+b)	District's Covered Payroll (c)	District's Proportionate Share of the Net Pension Liability as a Percentage of Covered Payroll ((a+b)/c)	Plan Fiduciary Net Position as a Percentage of the Total Pension Liability
06/30/22	0.0082 %	\$ 649,443	\$ 19,174	\$ 668,617	\$ 615,587	105.5 %	76.7 %
06/30/21	0.0068	290,390	8,856	299,246	488,240	59.5	87.0
06/30/20	0.0074	443,664	13,630	457,294	389,133	114.0	79.0
06/30/19	0.0017	93,989	2,833	96,822	243,747	38.6	80.2
06/30/18	0.0035	194,166	6,343	200,509	235,693	82.4	79.5
06/30/17	0.0032	204,286	2,600	206,886	208,693	97.9	75.9
06/30/16	0.0024	194,868	2,512	197,380	151,227	128.9	68.9
06/30/15	0.0017	88,103	-	88,103	94,080	93.6	78.2

Note: Schedule is intended to show 10-year trend. Additional years will be reported as they become available.

Schedule of Employer's PERA Contributions - General Employees Fund

Year Ending	Statutorily Required Contribution (a)	Contributions in Relation to the Statutorily Required Contribution (b)	Contribution Deficiency (Excess) (a-b)	District's Covered Payroll (c)	Contributions as a Percentage of Covered Payroll (b/c)
12/31/2022	\$ 47,990	\$ 47,990	\$ -	\$ 639,867	7.50 %
12/31/2021	43,967	43,967	-	586,227	7.50
12/31/2020	33,381	33,381	-	445,080	7.50
12/31/2019	21,931	21,931	-	292,413	7.50
12/31/2018	18,177	18,177	-	242,360	7.50
12/31/2017	16,460	16,460	-	219,467	7.50
12/31/2016	13,992	13,992	-	186,560	7.50
12/31/2015	9,003	9,003	-	120,040	7.50

Note: Schedule is intended to show 10-year trend. Additional years will be reported as they become available.

Comfort Lake - Forest Lake Watershed District
Forest Lake, Minnesota
Required Supplementary Information (Continued)
For the Year Ended December 31, 2022

Notes to the Required Supplementary Information - General Employee Retirement Fund

Changes in Actuarial Assumptions

2022 - The mortality improvement scale was changed from Scale MP-2020 to Scale MP-2021.

2021 - The investment return and single discount rates were changed from 7.50 percent to 6.50 percent, for financial reporting purposes. The mortality improvement scale was changed from Scale MP-2019 to Scale MP-2020.

2020 - The price inflation assumption was decreased from 2.50% to 2.25%. The payroll growth assumption was decreased from 3.25% to 3.00%. Assumed salary increase rates were changed as recommended in the June 30, 2019 experience study. The net effect is assumed rates that average 0.25% less than previous rates. Assumed rates of retirement were changed as recommended in the June 30, 2019 experience study. The changes result in more unreduced (normal) retirements and slightly fewer Rule of 90 and early retirements. Assumed rates of termination were changed as recommended in the June 30, 2019 experience study. The new rates are based on service and are generally lower than the previous rates for years 2-5 and slightly higher thereafter. Assumed rates of disability were changed as recommended in the June 30, 2019 experience study. The change results in fewer predicted disability retirements for males and females. The base mortality table for healthy annuitants and employees was changed from the RP-2014 table to the Pub-2010 General Mortality table, with adjustments. The base mortality table for disabled annuitants was changed from the RP-2014 disabled annuitant mortality table to the PUB-2010 General/Teacher disabled annuitant mortality table, with adjustments. The mortality improvement scale was changed from Scale MP-2018 to Scale MP-2019. The assumed spouse age difference was changed from two years older for females to one year older. The assumed number of married male new retirees electing the 100% Joint & Survivor option changed from 35% to 45%. The assumed number of married female new retirees electing the 100% Joint & Survivor option changed from 15% to 30%. The corresponding number of married new retirees electing the Life annuity option was adjusted accordingly.

2019 - The mortality projection scale was changed from MP-2017 to MP-2018.

2018 - The mortality projection scale was changed from MP-2015 to MP-2017. The assumed benefit increase was changed from 1.00 percent per year through 2044 and 2.50 percent per year thereafter to 1.25 percent per year.

2017 - The Combined Service Annuity (CSA) loads were changed from 0.8 percent for active members and 60 percent for vested and non-vested deferred members. The revised CSA loads are now 0.0 percent for active member liability, 15.0 percent for vested deferred member liability and 3.0 percent for non-vested deferred member liability. The assumed post-retirement benefit increase rate was changed from 1.0 percent per year for all years to 1.0 percent per year through 2044 and 2.5 percent per year thereafter.

2016 - The assumed post-retirement benefit increase rate was changed from 1.0 percent per year through 2035 and 2.5 percent per year thereafter to 1.0 percent per year for all future years. The assumed investment return was changed from 7.9 percent to 7.5 percent. The single discount rate was changed from 7.9 percent to 7.5 percent. Other assumptions were changed pursuant to the experience study dated June 30, 2015. The assumed future salary increases, payroll growth and inflation were decreased by 0.25 percent to 3.25 percent for payroll growth and 2.50 percent for inflation.

2015 - The assumed post-retirement benefit increase rate was changed from 1.0 percent per year through 2030 and 2.5 percent per year thereafter to 1.0 percent per year through 2035 and 2.5 percent per year thereafter.

Comfort Lake - Forest Lake Watershed District
Forest Lake, Minnesota
Required Supplementary Information (Continued)
For the Year Ended December 31, 2022

Notes to the Required Supplementary Information - General Employee Retirement Fund (Continued)

Changes in Plan Provisions

2022 - There were no changes in plan provisions since the previous valuation.

2021 - There were no changes in plan provisions since the previous valuation.

2020 - Augmentation for current privatized members was reduced to 2.0% for the period July 1, 2020 through December 31, 2023 and 0.0% after. Augmentation was eliminated for privatizations occurring after June 30, 2020.

2019 - The employer supplemental contribution was changed prospectively, decreasing from \$31.0 million to \$21.0 million per year. The state's special funding contribution was changed prospectively, requiring \$16.0 million due per year through 2031.

2018 - The augmentation adjustment in early retirement factors is eliminated over a five-year period starting July 1, 2019, resulting in actuarial equivalence after June 30, 2024. Interest credited on member contributions decreased from 4.00 percent to 3.00 percent, beginning July 1, 2018. Deferred augmentation was changed to 0.00 percent, effective January 1, 2019. Augmentation that has already accrued for deferred members will still apply. Contribution stabilizer provisions were repealed. Postretirement benefit increases were changed from 1.00 percent per year with a provision to increase to 2.50 percent upon attainment of 90.00 percent funding ratio to 50.00 percent of the Social Security Cost of Living Adjustment, not less than 1.00 percent and not more than 1.50 percent, beginning January 1, 2019. For retirements on or after January 1, 2024, the first benefit increase is delayed until the retiree reaches normal retirement age; does not apply to Rule of 90 retirees, disability benefit recipients, or survivors. Actuarial equivalent factors were updated to reflect revised mortality and interest assumptions.

2016 - No changes noted

2017 - The State's contribution for the Minneapolis Employees Retirement Fund equals \$16,000,000 in 2017 and 2018, and \$6,000,000 thereafter. The Employer Supplemental Contribution for the Minneapolis Employees Retirement Fund changed from \$21,000,000 to \$31,000,000 in calendar years 2019 to 2031. The state's contribution changed from \$16,000,000 to \$6,000,000 in calendar years 2019 to 2031.

2015 - On January 1, 2015, the Minneapolis Employees Retirement Fund was merged into the General Employees Fund, which increased the total pension liability by \$1.1 billion and increased the fiduciary plan net position by \$892 million. Upon consolidation, state and employer contributions were revised.

OTHER REQUIRED REPORT
COMFORT LAKE - FOREST LAKE WATERSHED DISTRICT
FOREST LAKE, MINNESOTA

FOR THE YEAR ENDED
DECEMBER 31, 2022

THIS PAGE IS LEFT
BLANK INTENTIONALLY

**INDEPENDENT AUDITOR'S REPORT
ON MINNESOTA LEGAL COMPLIANCE**

Board of Managers
Comfort Lake - Forest Lake Watershed District
Forest Lake, Minnesota

We have audited, in accordance with auditing standards generally accepted in the United States of America, the financial statements of the governmental activities and each major fund of the Comfort Lake - Forest Lake Watershed District (the District), Forest Lake, Minnesota, as of and for the year ended December 31, 2022, and the related notes to the financial statements which collectively comprise the District's basic financial statements, and have issued our report thereon dated April 18, 2023.

In connection with our audit, nothing came to our attention that caused us to believe that the Comfort Lake Forest Lake Watershed District failed to comply with the provisions of the contracting and bidding, deposits and investments, conflicts of interest, claims and disbursements, and miscellaneous provisions sections of the *Minnesota Legal Compliance Audit Guide for Other Political Subdivisions*, promulgated by the State Auditor pursuant to Minn. Stat. § 6.65, insofar as they relate to accounting matters. However, our audit was not directed primarily toward obtaining knowledge of such noncompliance. Accordingly, had we performed additional procedures, other matters may have come to our attention regarding the District's noncompliance with the above referenced provisions, insofar as they relate to accounting matters.

This report is intended solely for the information and use of those charged with governance and management of the District and the State Auditor and is not intended to be and should not be used by anyone other than these specified parties.



Abdo
Minneapolis, Minnesota
April 18, 2023