

Annual Financial Report

Comfort Lake - Forest Lake Watershed District

Forest Lake, Minnesota

For the Year Ended
December 31, 2020

THIS PAGE IS LEFT
BLANK INTENTIONALLY

Comfort Lake - Forest Lake Watershed District
 Forest Lake, Minnesota
 Annual Financial Report
 Table of Contents
 For the Year Ended December 31, 2020

	<u>Page No.</u>
Introductory Section	
Board of Managers and Appointed Officials	7
Financial Section	
Independent Auditor's Report	11
Management's Discussion and Analysis	15
Basic Financial Statements	
Government-wide Financial Statements	
Statement of Net Position	24
Statement of Activities	25
Fund Financial Statements	
Governmental Funds	
Balance Sheet	28
Reconciliation of the Balance Sheet to the Statement of Net Position	29
Statement of Revenues, Expenditures and Changes in Fund Balances	30
Reconciliation of the Statement of Revenues, Expenditures and Changes in Fund Balances to the Statement of Activities	31
General Fund	
Statement of Revenues, Expenditures and Changes in Fund Balances - Budget and Actual Program and Project Implementation Fund	32
Statement of Revenues, Expenditures and Changes in Fund Balances - Budget and Actual	33
Notes to the Financial Statements	35
Required Supplementary Information	
Schedule of Employer's Share of Public Employees Retirement Association Net Pension Liability - General Employees Retirement Fund	50
Schedule of Employer's Public Employees Retirement Association Contributions - General Employees Retirement Fund	50
Notes to the Required Supplementary Information - General Employees Retirement Fund	51
Other Required Report	
Independent Auditor's Report on Minnesota Legal Compliance	55

THIS PAGE IS LEFT
BLANK INTENTIONALLY

INTRODUCTORY SECTION
COMFORT LAKE - FOREST LAKE WATERSHED DISTRICT
FOREST LAKE, MINNESOTA

FOR THE YEAR ENDED
DECEMBER 31, 2020

THIS PAGE IS LEFT
BLANK INTENTIONALLY

Comfort Lake - Forest Lake Watershed District
Forest Lake, Minnesota
Board of Managers and Appointed Officials
For the Year Ended December 31, 2020

BOARD OF MANAGERS

<u>Name</u>	<u>Title</u>
Jon W. Spence	President
Jackie A. Anderson	Vice President
Stephen Schmaltz	Treasurer
Jen Oknich	Secretary

APPOINTED OFFICIALS

Mike Kinney	District Administrator
-------------	------------------------

THIS PAGE IS LEFT
BLANK INTENTIONALLY

FINANCIAL SECTION
COMFORT LAKE - FOREST LAKE WATERSHED DISTRICT
FOREST LAKE, MINNESOTA

FOR THE YEAR ENDED
DECEMBER 31, 2020

THIS PAGE IS LEFT
BLANK INTENTIONALLY



INDEPENDENT AUDITOR'S REPORT

Board of Managers
Comfort Lake - Forest Lake Watershed District
Forest Lake, Minnesota

Report on the Financial Statements

We have audited the accompanying financial statements of the governmental activities and each major fund of the Comfort Lake - Forest Lake Watershed District, Minnesota (the District), as of and for the year ended December 31, 2020, and the related notes to the financial statements, which collectively comprise the District's basic financial statements as listed in the table of contents.

Management's Responsibility for the Financial Statements

Management is responsible for the preparation and fair presentation of these financial statements in accordance with accounting principles generally accepted in the United States of America; this includes the design, implementation, and maintenance of internal control relevant to the preparation and fair presentation of financial statements that are free from material misstatement, whether due to fraud or error.

Auditor's Responsibility

Our responsibility is to express opinions on these financial statements based on our audit. We conducted our audit in accordance with auditing standards generally accepted in the United States of America. Those standards require that we plan and perform the audit to obtain reasonable assurance about whether the financial statements are free of material misstatement.

An audit involves performing procedures to obtain audit evidence about the amounts and disclosures in the financial statements. The procedures selected depend on the auditor's judgment, including the assessment of the risks of material misstatement of the financial statements, whether due to fraud or error. In making those risk assessments, the auditor considers internal control relevant to the District's preparation and fair presentation of the financial statements in order to design audit procedures that are appropriate in the circumstances, but not for the purpose of expressing an opinion on the effectiveness of the District's internal control. Accordingly, we express no such opinion. An audit also includes evaluating the appropriateness of accounting policies used and the reasonableness of significant accounting estimates made by management, as well as evaluating the overall presentation of the financial statements.

We believe that the audit evidence we have obtained is sufficient and appropriate to provide a basis for our audit opinions.

Opinions

In our opinion, the financial statements referred to above present fairly, in all material respects, the respective financial position of the governmental activities and each major fund of the District as of December 31, 2020 and the respective changes in financial position and the budgetary comparison for the General fund and the Program and Project Implementation fund for the year then ended in accordance with accounting principles generally accepted in the United States of America.

THIS PAGE IS LEFT
BLANK INTENTIONALLY

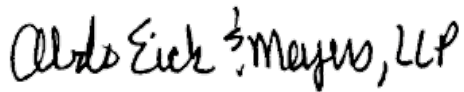
Other Matters

Required Supplementary Information

Accounting principles generally accepted in the United States of America require that the Management's Discussion and Analysis Page 15 and the Schedule of Employer's Share of the Net Pension Liability and the Schedule of Employer's Contributions starting on page 50 be presented to supplement the basic financial statements. Such information, although not a part of the basic financial statements, is required by the Governmental Accounting Standards Board who considers it to be an essential part of financial reporting for placing the basic financial statements in an appropriate operational, economic, or historical context. We have applied certain limited procedures to the required supplementary information in accordance with auditing standards generally accepted in the United States of America, which consisted of inquiries of management about the methods of preparing the information and comparing the information for consistency with management's responses to our inquiries, the basic financial statements, and other knowledge we obtained during our audit of the basic financial statements. We do not express an opinion or provide any assurance on the information because the limited procedures do not provide us with sufficient evidence to express an opinion or provide any assurance.

Other Information

Our audit was conducted for the purpose of forming opinions on the financial statements that collectively comprise the District's basic financial statements. The introductory section is presented for purposes of additional analysis and is not a required part of the basic financial statements. The introductory section has not been subjected to the auditing procedures applied in the audit of the basic financial statements, and accordingly, we do not express an opinion or provide any assurance on it.



ABDO, EICK & MEYERS, LLP
Minneapolis, Minnesota
April 30, 2021

THIS PAGE IS LEFT
BLANK INTENTIONALLY

Management's Discussion and Analysis

As management of the Comfort Lake - Forest Lake Watershed District (the District), Forest Lake, Minnesota, we offer readers of the District's financial statements this narrative overview and analysis of the financial activities of the District for the fiscal year ended December 31, 2020. We encourage readers to consider the information presented here in conjunction with the financial statements, which follow this section.

Financial Highlights

- The assets and deferred outflows of resources of the District exceeded its liabilities and deferred inflows of resources at the close of the most recent fiscal year by \$159,525 (net position). Of this amount, \$94,294 represents unrestricted net position.
- The District's total net position decreased by \$373,327, which was mainly due to expenses exceeding property taxes and other grant revenues during the year.
- As of the close of the current fiscal year, the District's governmental funds reported combined ending fund balances of \$919,583, a decrease of \$40,439 in comparison with the prior year. This decrease in fund balance is consistent with the general fund budget as expenses were budgeted to exceed revenues by \$88,145.
- The ending General fund balance is \$27,539, which is comprised of nonspendable \$6,842 and unassigned \$20,697. The total fund balance is 7.1 percent of the 2021 General fund budgeted expenditures.

Overview of the Financial Statements

This discussion and analysis is intended to serve as an introduction to the District’s basic financial statements. The District’s basic financial statements are comprised of three components: 1) government-wide financial statements, 2) fund financial statements, and 3) notes to the financial statements. This report also contains other required supplemental information in addition to the basic financial statements themselves.

The financial statements also include notes that explain some of the information in the financial statements and provide more detailed data. The statements are followed by a section of combining and individual fund financial statements and schedules that further explains and supports the information in the financial statements. Figure 1 shows how the required parts of this annual report are arranged and relate to one another.

**Figure 1
Required Components of the
District’s Annual Financial Report**

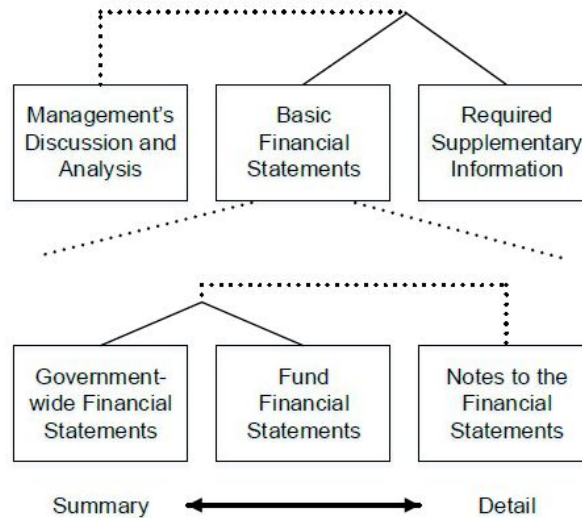


Figure 2 summarizes the major features of the District’s financial statements, including the portion of the District they cover and the types of information they contain. The remainder of this overview section of management’s discussion and analysis explains the structure and contents of each of the statements.

**Figure 2
Major Features of the Government-wide and Fund Financial Statements**

	Fund Financial Statements	
	Government-wide Statements	Governmental Funds
Scope	Entire District	The activities of the District
Required financial statements	<ul style="list-style-type: none"> Statement of Net Position Statement of Activities 	<ul style="list-style-type: none"> Balance Sheet Statement of Revenues, Expenditures, and Changes in Fund Balances
Accounting basis and measurement focus	Accrual accounting and economic resources focus	Modified accrual accounting and current financial resources focus
Type of asset/liability information	All assets and liabilities, both financial and capital, and short-term and long-term	Only assets expected to be used up and liabilities that come due during the year or soon thereafter; no capital assets included
Type of deferred outflows/inflows of resources information	All deferred outflows/inflows of resources, regardless of when cash is received or paid	Only deferred outflows of resources expected to be used up and deferred inflows of resources that come due during the year or soon thereafter; no capital assets included
Type of in flow/out flow information	All revenues and expenses during year, regardless of when cash is received or paid	Revenues for which cash is received during or soon after the end of the year; expenditures when goods or services have been received and payment is due during the year or soon thereafter

Government-wide Financial Statements. The government-wide financial statements are designed to provide readers with a broad overview of the District's finances, in a manner similar to a private-sector business.

The *statement of net position* presents information on all of the District's assets, deferred outflows or resources, liabilities and deferred inflows of resources, with the difference reported as *net position*. Over time, increases or decreases in net position may serve as a useful indicator of whether the financial position of the District is improving or deteriorating.

The *statement of activities* presents information showing how the District's net position changed during the most recent fiscal year. All changes in net position are reported as soon as the underlying event giving rise to the change occurs, *regardless of the timing of related cash flows*. Thus, revenues and expenses are reported in this statement for some items that will only result in cash flows in future fiscal periods (e.g., grants and earned but unused vacation and sick leave).

The governmental activities of the District include general government, program costs, and project costs.

The government-wide financial statements start on page 24 of this report.

Fund Financial Statements. A *fund* is a grouping of related accounts that is used to maintain control over resources that have been segregated for specific activities or objectives. The District, like other state and local governments, uses fund accounting to ensure and demonstrate compliance with finance-related legal requirements. The District currently maintains two governmental funds.

Governmental Funds. *Governmental funds* are used to account for essentially the same functions reported as *governmental activities* in the government-wide financial statements. However, unlike the government-wide financial statements, governmental fund financial statements focus on *near-term inflows and outflows of spendable resources*, as well as on *balances of spendable resources* available at the end of the fiscal year. Such information may be useful in evaluating a government's near-term financing requirements.

Because the focus of governmental funds is narrower than that of the government-wide financial statements, it is useful to compare the information presented for *governmental funds* with similar information presented for *governmental activities* in the government-wide financial statements. By doing so, readers may better understand the long-term impact by the government's near-term financing decisions. Both the governmental fund balance sheets and the governmental fund statements of revenues, expenditures and changes in fund balances provide a reconciliation to facilitate this comparison between *governmental funds* and *governmental activities*.

The District adopts an annual appropriated budget for its General fund and Program and Project Implementation fund. A budgetary comparison statement has been provided for the General fund and Program and Project Implementation fund to demonstrate compliance with this budget.

The basic governmental fund financial statements start on page 28 of this report.

Notes to the Financial Statements. The notes provide additional information that is essential to a full understanding of the data provided in the government-wide and fund financial statements. The notes to the financial statements start on page 35 of this report.

This report also presents certain required supplementary information concerning the progress in funding its obligation to provide pension to its employees. Required supplementary information can be found starting on page 50 of this report.

Government-wide Financial Analysis

As noted earlier, net position may serve over time as a useful indicator of a government's financial position. In the case of the District, assets and deferred outflows of resources exceeded liabilities and deferred inflows of resources by \$159,525 at the close of the most recent fiscal year.

Comfort Lake - Forest Lake Watershed District's Summary of Net Position

	December 31,		Increase (Decrease)
	2020	2019	
Assets			
Current	\$ 1,956,767	\$ 1,400,585	\$ 556,182
Capital	65,231	33,437	31,794
Total Assets	<u>2,021,998</u>	<u>1,434,022</u>	<u>587,976</u>
Deferred Outflows of Resources			
Deferred pension resources	<u>321,376</u>	<u>62,255</u>	<u>259,121</u>
Liabilities			
Current	1,093,155	436,019	657,136
Noncurrent	<u>1,018,482</u>	<u>393,877</u>	<u>624,605</u>
Total Liabilities	<u>2,111,637</u>	<u>829,896</u>	<u>1,281,741</u>
Deferred Inflows of Resources			
Deferred pension resources	<u>72,212</u>	<u>133,529</u>	<u>(61,317)</u>
Net Position			
Investment in capital assets	65,231	33,437	31,794
Unrestricted	<u>94,294</u>	<u>499,415</u>	<u>(405,121)</u>
Total Net Position	<u>\$ 159,525</u>	<u>\$ 532,852</u>	<u>\$ (373,327)</u>

Some analysis on the changes from prior year included below:

- The increase in current assets is mainly attributed to an increased cash balance at year end.
- There is also an increase in capital assets for purchases made during the year.
- The largest portion of the District's net position (\$94,294) represents resources that are unrestricted and may be used to meet the District's ongoing obligations to its citizens and creditors resources management plan. The District also reports net position (\$65,231) reflecting its investment in capital assets and resources. At the end of 2020, the District reported positive balances in all categories of net position.

Governmental Activities. Governmental activities decreased the District's net position by \$373,327, which was mainly due to an increase in expenditures for project initiatives during the year.

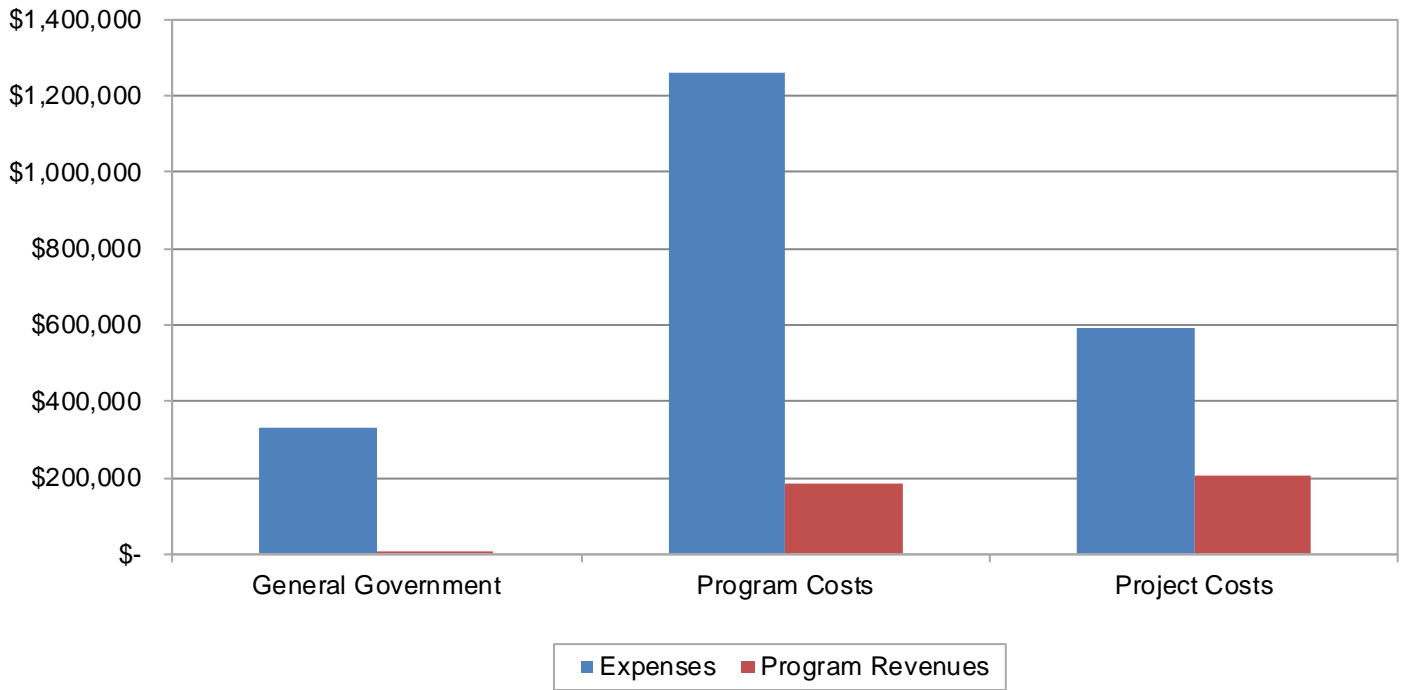
Comfort Lake - Forest Lake Watershed District's Changes in Net Position

	December 31,		Increase (Decrease)
	2020	2019	
Revenues			
Program			
Charges for services	\$ 101,304	\$ 64,236	\$ 37,068
Operating grants and contributions	299,100	492,953	(193,853)
General			
Property taxes	1,396,845	1,294,889	101,956
Grants and contributions not restricted to specific programs	3,165	2,037	1,128
Unrestricted investment earnings	8,399	5,942	2,457
Total Revenues	<u>1,808,813</u>	<u>1,860,057</u>	<u>(51,244)</u>
Expenses			
General government	330,772	254,147	76,625
Program costs	1,261,370	1,007,118	254,252
Project costs	589,998	843,243	(253,245)
Total Expenses	<u>2,182,140</u>	<u>2,104,508</u>	<u>77,632</u>
Change in Net Position	(373,327)	(244,451)	(128,876)
Net Position, January 1	<u>532,852</u>	<u>777,303</u>	<u>(244,451)</u>
Net Position, December 31	<u>\$ 159,525</u>	<u>\$ 532,852</u>	<u>\$ (373,327)</u>

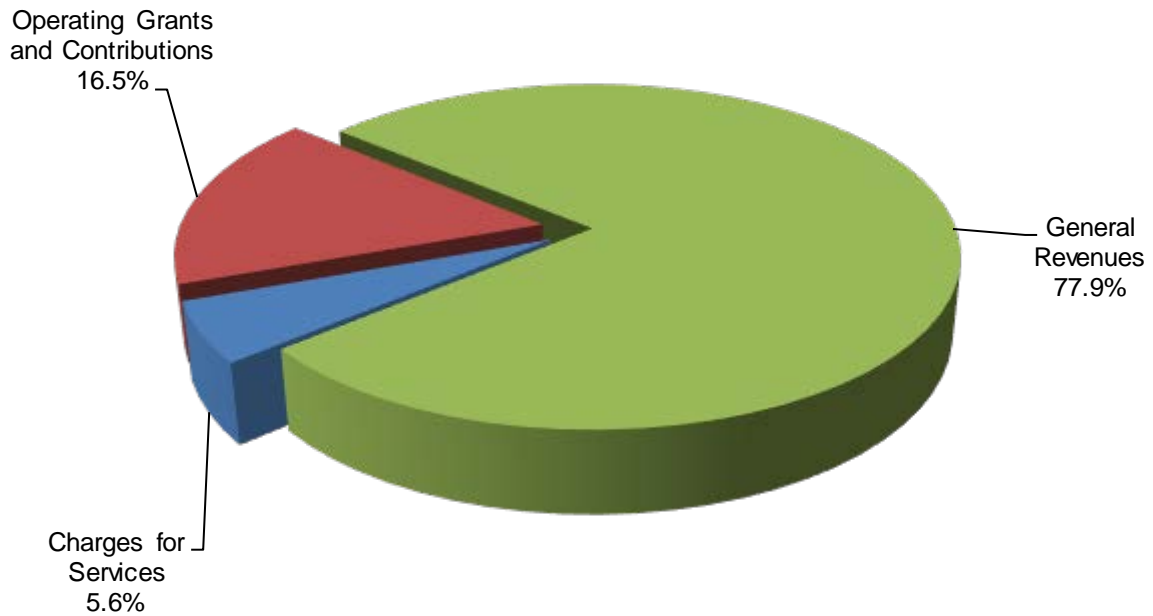
Operating grants and contributions decreased \$193,853 mainly due to decreased grant revenue recognition. Property taxes increased \$101,956 due to the planning for future staffing and program costs.

General government expenses increased \$76,625 mainly due to an increase in professional services during the year. Program costs increased \$254,252, mainly due to tech resource sharing and permitting related costs. Project costs decreased \$253,245 from the prior year mostly due to a decrease in individual lake project costs.

The following graph depicts various governmental activities and shows the revenue and expenses directly related to those activities.



Revenues by Source - Governmental Activities



Financial Analysis of the Government's Funds

As noted earlier, the District uses fund accounting to ensure and demonstrate compliance with finance-related legal requirements.

Governmental Funds. The focus of the District's *governmental funds* is to provide information on near-term inflows, outflows and balances of *spendable* resources. Such information is useful in assessing the District's financing requirements. In particular, *unreserved fund balance* may serve as a useful measure of a government's net resources available for spending at the end of the fiscal year.

As of the end of the current fiscal year, the District's governmental funds reported combined ending fund balances of \$919,583, a decrease of \$40,439 in comparison with the prior year. Approximately 2.3 percent of this total amount, \$20,697 constitutes *unassigned fund balance*, which is available for spending at the District's discretion. The remainder of fund balance, \$898,886, is either 1) nonspendable (\$6,842) 2) committed \$81,950 or 3) assigned \$810,094 for the purpose described in the fund balance section.

The General fund is the chief operating fund of the District. At the end of the current year, the fund balance of the General fund was \$27,539. As a measure of the General fund's liquidity, it may be useful to compare total fund balance to total fund expenditures. Total fund balance represents 9.2 percent of 2020 actual expenditures and 7.1 percent of 2021 budgeted fund expenditures. The General fund balance decreased \$32,893 during the current fiscal year.

The fund balance of the Programs and Projects Implementation fund at year end was \$892,044 which is an decrease of \$7,546 from the prior year. This was mainly due to positive budget variations in many of the expenditure budgets as it related to program and project costs. Note the budget called for expenses to exceed revenues by \$840,280.

General Fund Budgetary Highlights

The District's General fund budget was not amended during the year. Revenues were over budget by \$4,223, the largest variance relating to intergovernmental which was \$7,864 over budget. Expenditures were under budget by \$51,029. The largest variance was mainly due to office expenses which had a positive budget variance of \$28,019.

Program and Project Implementation Fund Budgetary Highlights

The District's Program and Project Implementation fund budget was not amended during the year. Revenues were under budget by \$142,165, which can be attributed to negative budget variations in grant revenues and permit revenues of \$138,429 and \$12,984, respectively. Expenditures were under budget by \$613,668, which is mainly due to project cost being under budget by \$362,315 mainly in the individual lake projects category.

Economic Factors and Next Year's Budgets

The District goes through a multi-stage process to develop its annual budget. This first step includes an annual review of the Watershed Management Plan (WMP) and associated Implementation Schedule and Cost Table along with input from various partners and quotes from anticipated contracted professionals. After this part of the budget is complete, the Watershed District Board meets several times to consider current and projected projects, programs, staff adjustments, etc. to develop the rest of the budget.

For the 2020 fiscal year, the District completed the implementation of several projects including: the second of two whole-lake alum treatments on Shields Lake, the Edell wetland restoration project within the Bone Lake drainage area, the reconstruction of the Forest Lake outlet fish barrier, agricultural best management practices in the Forest Lake subwatershed, and further diagnostic monitoring to identify additional cost-effective water quality improvement projects. Additionally, 2020 saw the second full year of implementation and sample testing of all street sweeping debris collected by the City of Forest Lake as part of a study with the State of MN and University of MN researchers. The staff and two board members were also very involved in a regional St. Croix River basin planning effort known as the Lower St. Croix One Watershed One Plan.

Of additional interest for 2020 was the hiring of two full-time Technicians. This increase in staffing helped facilitate an expanded capacity to manage the additional coordination and field work related to the increased project load as well as managing the operations and maintenance of existing facilities, equipment and completed projects accordingly. Staff overall continues to search for and expand the role of grants and outside contributions from BWSR, MPCA, EPA, DNR, Washington County, City of Forest Lake, the Forest Lake Association, the Comfort Lake Association, and others for funding both programs and projects.

For 2021, the District is scheduled to complete design work and secure landowner agreements for the Washington Judicial Ditch 6 (WJD-6) Iron Enhanced Sand Filter and Sunrise River Drained Wetland Restoration projects and attempt additional carp removal efforts on Shields Lake. Furthermore, the District will complete agricultural best management practices implement in the Bone Lake subwatershed, agricultural best management practices in the Forest Lake subwatershed, and further diagnostic monitoring to identify additional cost-effective water quality improvement projects. In addition to some smaller grants, the District was awarded two new Clean Water Fund grants for 2021: The Bone Lake Northeast Wetland Restoration and Little Comfort Phosphorus Reduction Implementation. Finally, the District has already completed the DCB wetland restoration project within the Bone Lake drainage area.

Requests for Information

This financial report is designed to provide a general overview of the District's finances for all those with an interest in the District's finances. Questions concerning any of the information provided in this report or requests for additional financial information should be addressed to Mike Kinney, Administrator, Comfort Lake - Forest Lake Watershed District, 44 Lake Street South Suite A, Forest Lake, MN 55025.

GOVERNMENT-WIDE FINANCIAL STATEMENTS
COMFORT LAKE - FOREST LAKE WATERSHED DISTRICT
FOREST LAKE, MINNESOTA

FOR THE YEAR ENDED
DECEMBER 31, 2020

Comfort Lake - Forest Lake Watershed District

Forest Lake, Minnesota

Statement of Net Position

December 31, 2020

	<u>Governmental Activities</u>
Assets	
Cash and temporary investments	\$ 1,594,225
Receivables	
Accounts	46,544
Taxes	31,259
Due from other governments	277,897
Prepaid items	6,842
Capital assets	
Nondepreciable	33,437
Depreciable, net of accumulated depreciation	31,794
Total Assets	<u>2,021,998</u>
Deferred Outflows of Resources	
Deferred pension resources	<u>321,376</u>
Liabilities	
Accounts payable	123,795
Due to other governments	22,125
Deposits payable	154,567
Unearned revenue	684,997
Noncurrent liabilities	
Due within one year	
Compensated absences payable	32,671
Loans payable	75,000
Due within one year	
Compensated absences payable	6,511
Net pension liability	443,664
Loan payable	568,307
Total Liabilities	<u>2,111,637</u>
Deferred Inflows of Resources	
Deferred pension resources	<u>72,212</u>
Net Position	
Investment in capital assets	65,231
Unrestricted	<u>94,294</u>
Total Net Position	<u>\$ 159,525</u>

The notes to the financial statements are an integral part of this statement.

Comfort Lake - Forest Lake Watershed District
 Forest Lake, Minnesota
 Statement of Activities
 For the Year Ended December 31, 2020

Functions/Programs	Expenses	Program Revenues			Net (Expense)
		Charges for Services	Operating Grants and Contributions	Capital Grants and Contributions	Revenue and Changes in Net Position
					Governmental Activities
Governmental Activities					
General government	\$ 330,772	\$ 569	\$ 7,500	\$ -	\$ (322,703)
Program costs	1,261,370	100,735	85,489	-	(1,075,146)
Project costs	589,998	-	206,111	-	(383,887)
Total	\$ 2,182,140	\$ 101,304	\$ 299,100	\$ -	(1,781,736)
General Revenues					
Property taxes					1,396,845
Grants and contributions not restricted to specific programs					3,165
Unrestricted investment earnings					8,399
Total General Revenues					1,408,409
Change in Net Position					(373,327)
Net Position, January 1					532,852
Net Position, December 31					\$ 159,525

The notes to the financial statements are an integral part of this statement.

THIS PAGE IS LEFT
BLANK INTENTIONALLY

FUND FINANCIAL STATEMENTS
COMFORT LAKE - FOREST LAKE WATERSHED DISTRICT
FOREST LAKE, MINNESOTA

FOR THE YEAR ENDED
DECEMBER 31, 2020

Comfort Lake - Forest Lake Watershed District
 Forest Lake, Minnesota
 Balance Sheet
 Governmental Funds
 December 31, 2020

	General	Program and Project Implementation	Total Governmental Funds
Assets			
Cash and temporary investments	\$ 30,269	\$ 1,563,956	\$ 1,594,225
Receivables			
Accounts	-	46,544	46,544
Taxes receivable	5,307	25,952	31,259
Due from other governments	7,500	270,397	277,897
Prepaid items	6,842	-	6,842
	<u>6,842</u>	<u>-</u>	<u>6,842</u>
Total Assets	<u>\$ 49,918</u>	<u>\$ 1,906,849</u>	<u>\$ 1,956,767</u>
Liabilities			
Accounts payable	\$ 18,950	\$ 104,845	\$ 123,795
Deposits payable	-	154,567	154,567
Due to other governments	144	21,981	22,125
Unearned revenue	-	684,997	684,997
Total Liabilities	<u>19,094</u>	<u>966,390</u>	<u>985,484</u>
Deferred Inflows of Resources			
Unavailable revenue - taxes	3,285	17,331	20,616
Unavailable revenue - permits	-	31,084	31,084
Total Deferred Inflows of Resources	<u>3,285</u>	<u>48,415</u>	<u>51,700</u>
Fund Balances			
Nonspendable for			
Prepaid items	6,842	-	6,842
Committed for			
Water resource management plan	-	81,950	81,950
Assigned to			
Water resource management plan	-	810,094	810,094
Unassigned	20,697	-	20,697
Total Fund Balances	<u>27,539</u>	<u>892,044</u>	<u>919,583</u>
	<u>27,539</u>	<u>892,044</u>	<u>919,583</u>
Total Liabilities, Deferred Inflows of Resources and Fund Balance	<u>\$ 49,918</u>	<u>\$ 1,906,849</u>	<u>\$ 1,956,767</u>

The notes to the financial statements are an integral part of this statement.

Comfort Lake - Forest Lake Watershed District
 Forest Lake, Minnesota
 Reconciliation of the Balance Sheet
 to the Statement of Net Position
 Governmental Funds
 December 31, 2020

Amounts reported for the governmental activities in the statement of net position are different because

Total Fund Balances - Governmental	\$	919,583
<p>Capital assets used in governmental activities are not financial resources and therefore are not reported as assets in governmental funds.</p>		
Cost of capital assets		67,677
Accumulated depreciation		(2,446)
<p>Noncurrent liabilities, are not due and payable in the current period and therefore are not reported as liabilities in the funds.</p>		
<p>Long-term liabilities at year-end consist of:</p>		
Compensated absences payable		(39,182)
Net pension liability		(443,664)
Loan payable		(643,307)
<p>Some receivables are not available soon enough to pay for the current period's expenditures, and therefore are unavailable in the funds.</p>		
Taxes receivable		20,616
Permit receivable		31,084
<p>Governmental funds do not report long-term amounts related to pensions.</p>		
Deferred outflows of pension resources		321,376
Deferred inflows of pension resources		(72,212)
		159,525
Total Net Position - Governmental Activities	\$	159,525

The notes to the financial statements are an integral part of this statement.

Comfort Lake - Forest Lake Watershed District
Forest Lake, Minnesota
Statement of Revenues, Expenditures and Changes in Fund Balances
Governmental Funds
For the Year Ended December 31, 2020

	General	Program and Project Implementation	Total Governmental Funds
Revenues			
Property taxes	\$ 257,718	\$ 1,139,671	\$ 1,397,389
Intergovernmental			
Market value agricultural credit	364	1,615	1,979
Reimbursements/grants	7,500	291,600	299,100
Interest on investments	1,038	7,361	8,399
Permit fees	-	67,016	67,016
Miscellaneous	803	2,401	3,204
Total Revenues	<u>267,423</u>	<u>1,509,664</u>	<u>1,777,087</u>
Expenditures			
Current			
General government	300,316	-	300,316
Program costs	-	1,288,993	1,288,993
Project costs	-	589,448	589,448
Total Expenditures	<u>300,316</u>	<u>1,878,441</u>	<u>2,178,757</u>
Excess (Deficiency) of Revenues Over (Under) Expenditures	(32,893)	(368,777)	(401,670)
Other Financing Sources (Uses)			
Loan proceeds	-	361,231	361,231
Net Change in Fund Balances	(32,893)	(7,546)	(40,439)
Fund Balances, January 1	<u>60,432</u>	<u>899,590</u>	<u>960,022</u>
Fund Balances, December 31	<u>\$ 27,539</u>	<u>\$ 892,044</u>	<u>\$ 919,583</u>

The notes to the financial statements are an integral part of this statement.

Comfort Lake - Forest Lake Watershed District
 Forest Lake, Minnesota
 Reconciliation of the Statement of
 Revenues, Expenditures and Changes in Fund Balances
 to the Statement of Activities
 Governmental Funds
 For the Year Ended December 31, 2020

Amounts reported for governmental activities in the statement of activities are different because

Total Net Change in Fund Balances - Governmental Funds	\$ (40,439)
<p>Capital outlays are reported in governmental funds as expenditures. However, in the statement of activities, the cost of those assets is allocated over the estimated useful lives as depreciation expense.</p>	
Capital outlays	34,240
Depreciation expense	(2,446)
<p>The issuance of long-term debt provides current financial resources to governmental funds, while the repayment of principal of long-term debt consumes the current financial resources of governmental funds. Neither transaction, however, has any effect on net position.</p>	
Loan issued	(361,231)
<p>Certain revenues are recognized as soon as they are earned. Under the modified accrual basis of accounting, certain revenues cannot be recognized until they are available to liquidate liabilities of the current period.</p>	
Property taxes	(544)
Permits	31,084
<p>Some expenses reported in the statement of activities do not require the use of current financial resources and, therefore, are not reported as expenditures in governmental funds.</p>	
Compensated absences payable	(4,754)
<p>Long-term pension activity is not reported in governmental funds.</p>	
Pension revenue	1,186
Pension expense	(30,423)
Change in Net Position - Governmental Activities	\$ (373,327)

The notes to the financial statements are an integral part of this statement.

Comfort Lake - Forest Lake Watershed District
Forest Lake, Minnesota
Statement of Revenues, Expenditures and Changes in Fund Balances -
Budget and Actual
General Fund
For the Year Ended December 31, 2020

	Budgeted Amounts		Actual Amounts	Variance with Final Budget
	Original	Final		
Revenues				
Property taxes	\$ 258,200	\$ 258,200	\$ 257,718	\$ (482)
Intergovernmental				
Market value agricultural credit	-	-	364	364
Reimbursements/grants	-	-	7,500	7,500
Interest on investments	5,000	5,000	1,038	(3,962)
Miscellaneous	-	-	803	803
Total Revenues	<u>263,200</u>	<u>263,200</u>	<u>267,423</u>	<u>4,223</u>
Expenditures				
Current				
General government				
Manager per diems and administrative	66,371	66,371	41,913	24,458
Engineering	10,500	10,500	26,594	(16,094)
Legal fees	47,000	47,000	39,937	7,063
Legal notices	750	750	720	30
Accounting	33,050	33,050	31,165	1,885
Dues and subscriptions	7,942	7,942	5,573	2,369
Insurance	8,200	8,200	13,597	(5,397)
Postage	600	600	866	(266)
Rent	35,600	35,600	33,465	2,135
Telephone	6,000	6,000	8,926	(2,926)
Printing	250	250	245	5
Training and seminars	11,500	11,500	1,905	9,595
Equipment	7,500	7,500	7,447	53
Other office expenses	115,982	115,982	87,963	28,019
Miscellaneous	100	100	-	100
Total Expenditures	<u>351,345</u>	<u>351,345</u>	<u>300,316</u>	<u>51,029</u>
Net Change in Fund Balances	(88,145)	(88,145)	(32,893)	55,252
Fund Balances, January 1	<u>60,432</u>	<u>60,432</u>	<u>60,432</u>	<u>-</u>
Fund Balances, December 31	<u>\$ (27,713)</u>	<u>\$ (27,713)</u>	<u>\$ 27,539</u>	<u>\$ 55,252</u>

The notes to the financial statements are an integral part of this statement.

Comfort Lake - Forest Lake Watershed District
Forest Lake, Minnesota
Statement of Revenues, Expenditures and Changes in Fund Balances -
Budget and Actual
Program and Project Implementation Fund
For the Year Ended December 31, 2020

	Budgeted Amounts		Actual Amounts	Variance with Final Budget
	Original	Final		
Revenues				
Property taxes	\$ 1,141,800	\$ 1,141,800	\$ 1,139,671	\$ (2,129)
Intergovernmental				
Market value agricultural credit	-	-	1,615	1,615
Reimbursements/grants	430,029	430,029	291,600	(138,429)
Interest on investments	-	-	7,361	7,361
Permit fees	80,000	80,000	67,016	(12,984)
Miscellaneous	-	-	2,401	2,401
Total Revenues	<u>1,651,829</u>	<u>1,651,829</u>	<u>1,509,664</u>	<u>(142,165)</u>
Expenditures				
Current				
Program costs				
District technical support	50,588	50,588	30,249	20,339
District rules and rule making	1,145	1,145	7,453	(6,308)
Permitting	250,014	250,014	251,365	(1,351)
Monitoring and assessment	226,855	226,855	230,890	(4,035)
Non-point source pollution abatement	95,576	95,576	47,839	47,737
Education and outreach	139,812	139,812	91,939	47,873
Tech resource sharing and communication	205,445	205,445	274,840	(69,395)
Research	138,003	138,003	17,582	120,421
Watershed management plan	10,465	10,465	6,904	3,561
Grant research	31,128	31,128	34,279	(3,151)
Operations and maintenance	74,515	74,515	88,677	(14,162)
Invasive species	316,800	316,800	206,976	109,824
Project costs				
District technical support	53,974	53,974	125,942	(71,968)
Lakes - district wide	186,534	186,534	50,886	135,648
Individual lake projects	612,000	612,000	285,085	326,915
Streams	5,572	5,572	1,121	4,451
Wetlands	77,802	77,802	90,048	(12,246)
Groundwater	572	572	645	(73)
Interagency communication	14,164	14,164	18,539	(4,375)
Land acquisition and management	1,145	1,145	17,182	(16,037)
Total Expenditures	<u>2,492,109</u>	<u>2,492,109</u>	<u>1,878,441</u>	<u>613,668</u>
Excess (Deficiency) of Revenues Over (Under) Expenditures	(840,280)	(840,280)	(368,777)	471,503
Other Financing Sources (Uses)				
Loan proceeds	<u>928,425</u>	<u>928,425</u>	<u>361,231</u>	<u>(567,194)</u>
Net Change in Fund Balances	88,145	88,145	(7,546)	(95,691)
Fund Balances, January 1	<u>899,590</u>	<u>899,590</u>	<u>899,590</u>	<u>-</u>
Fund Balances, December 31	<u>\$ 987,735</u>	<u>\$ 987,735</u>	<u>\$ 892,044</u>	<u>\$ (95,691)</u>

The notes to the financial statements are an integral part of this statement.

THIS PAGE IS LEFT
BLANK INTENTIONALLY

Comfort Lake - Forest Lake Watershed District
Forest Lake, Minnesota
Notes to the Financial Statements
December 31, 2020

Note 1: Summary of Significant Accounting Policies

A. Reporting Entity

The Comfort Lake - Forest Lake Watershed District (the District), Forest Lake, Minnesota was originally created in 1999 by the Minnesota Board of Water and Soil Resources (the Board) as provided in Minnesota statutes Chapter 103D and began operations in 2000. The District was established to promote the public welfare and public interest and will advance the purpose of Minnesota statutes, chapters 103B and 103D. The District is operated by a five-member Board of Managers appointed by the Washington and Chisago Boards of Commissioners for three-year terms.

The District has considered all potential units for which it is financially accountable, and other organizations for which the nature and significance of their relationship with the District are such that exclusion would cause the District's financial statements to be misleading or incomplete. The Governmental Accounting Standards Board (GASB) has set forth criteria to be considered in determining financial accountability. These criteria include appointing a voting majority of an organization's governing body, and (1) the ability of the primary government to impose its will on that organization or (2) the potential for the organization to provide specific benefits to, or impose specific financial burdens on the primary government. The District has no component units that meet the GASB criteria.

B. Government-wide and Fund Financial Statements

The government-wide financial statements (i.e., the statement of net position and the statement activities) report information on all of the non-fiduciary activities of the District. For the most part, the effect of interfund activity has been removed from these statements.

The statement of activities demonstrates the degree to which the direct expenses of a given function or segment is offset by program revenues. *Direct expenses* are those that are clearly identifiable with a specific function or segment. Amounts reported as *program revenues* include 1) charges to customers or applicants who purchase, use, or directly benefit from goods, services, or privileges provided by a given function or segment and 2) grants and contributions that are restricted to meeting the operational or capital requirements of a particular function or segment. Other items not properly included among program revenues are reported instead as *general revenues*.

Separate financial statements are provided for governmental funds. Major individual governmental funds are reported as separate columns in the fund financial statements.

Comfort Lake - Forest Lake Watershed District
Forest Lake, Minnesota
Notes to the Financial Statements
December 31, 2020

Note 1: Summary of Significant Accounting Policies (Continued)

C. Measurement Focus, Basis of Accounting and Basis of Presentation

The government-wide financial statements are reported using the *economic resources measurement focus* and the *accrual basis of accounting*. Revenues are recorded when earned and expenses are recorded when a liability is incurred, regardless of the timing of related cash flows. Grants and similar items are recognized as revenue as soon as all eligibility requirements imposed by the provider have been met.

Governmental fund financial statements are reported using the *current financial resources measurement focus* and the *modified accrual basis of accounting*. Revenues are recognized as soon as they are both measurable and available. Revenues are considered to be *available* when they are collectible within the current period or soon enough thereafter to pay liabilities of the current period. For this purpose, the District considers revenues to be available if they are collected within 60 days of the end of the current fiscal period. Expenditures generally are recorded when a liability is incurred, as under accrual accounting. However, expenditures related to compensated absences and claims and judgments, are recorded only when payment is due.

Property taxes, intergovernmental revenues, and interest associated with the current fiscal period are all considered susceptible to accrual and so have been recognized as revenues of the current fiscal period. All other revenue items are considered to be measurable and available only when cash is received by the District.

Revenue resulting from exchange transactions, in which each party gives and receives essentially equal value, is recorded on the accrual basis when the exchange takes place. On a modified accrual basis, revenue is recorded in the year in which the resources are measurable and become available.

Non-exchange transactions, in which the District receives value without directly giving equal value in return, include grants, entitlement and donations. Eligibility requirements include timing requirements, which specify the year when the resources are required to be used or the year when use is first permitted, matching requirements, in which the District must provide local resources to be used for a specified purpose, and expenditure requirements, in which the resources are provided to the District on a reimbursement basis. On a modified accrual basis, revenue from non-exchange transactions must also be available before it can be recognized.

Unearned revenue arises when assets are recognized before revenue recognition criteria have been satisfied. Grants and entitlements received before eligibility requirements are met are also recorded as unearned revenue.

The preparation of financial statements in conformity with accounting principles generally accepted in the United States of America requires management to make estimates and assumptions that affect certain reported amounts and disclosures. Accordingly, actual results could differ from those estimates.

The District reports the following major governmental funds:

The *General fund* is the general operating fund of the District. It is used to account for financial resources to be used for general administrative expenditures and for the construction and maintenance of projects of common benefit to the District.

The *Program and Project Implementation fund* is established to account for programs and projects to manage the District's resources. Property taxes are committed for the Program and Project Implementation Fund.

As a general rule the effect of interfund activity has been eliminated from government-wide financial statements.

Comfort Lake - Forest Lake Watershed District
Forest Lake, Minnesota
Notes to the Financial Statements
December 31, 2020

Note 1: Summary of Significant Accounting Policies (Continued)

D. Assets, Deferred Outflows of Resources, Liabilities, Deferred Inflows of Resources and Net Position/Fund Balance

Deposits and Investments

The District's cash and cash equivalents are considered to be cash on hand, demand deposits and short term investments with original maturities of three months or less from the date of acquisition.

Cash balances from all funds are pooled and invested, to the extent available, in certificates of deposit and other authorized investments. Earnings from such investments are allocated on the basis of applicable participation by each of the funds.

The District may also invest idle funds as authorized by Minnesota statutes, as follows:

1. Direct obligations or obligations guaranteed by the United States or its agencies.
2. Shares of investment companies registered under the Federal Investment Company Act of 1940 and received the highest credit rating, rated in one of the two highest rating categories by a statistical rating agency, and have a final maturity of thirteen months or less.
3. General obligations of a state or local government with taxing powers rated "A" or better; revenue obligations rated "AA" or better.
4. General obligations of the Minnesota Housing Finance Agency rated "A" or better.
5. Obligation of a school district with an original maturity not exceeding 13 months and (i) rated in the highest category by a national bond rating service or (ii) enrolled in the credit enhancement program pursuant to statute section 126C.55.
6. Bankers' acceptances of United States banks eligible for purchase by the Federal Reserve System.
7. Commercial paper issued by United States banks corporations or their Canadian subsidiaries, of highest quality category by at least two nationally recognized rating agencies, and maturing in 270 days or less.
8. Repurchase or reverse repurchase agreements and securities lending agreements with financial institutions qualified as a "depository" by the government entity, with banks that are members of the Federal Reserve System with capitalization exceeding \$10,000,000, a primary reporting dealer in U.S. government securities to the Federal Reserve Bank of New York, or certain Minnesota securities broker-dealers.
9. Guaranteed Investment Contracts (GIC's) issued or guaranteed by a United States commercial bank, a domestic branch of a foreign bank, a United States insurance company, or its Canadian subsidiary, whose similar debt obligations were rated in one of the top two rating categories by a nationally recognized rating agency.

The District has no formal investment policy.

Comfort Lake - Forest Lake Watershed District
Forest Lake, Minnesota
Notes to the Financial Statements
December 31, 2020

Note 1: Summary of Significant Accounting Policies (Continued)

Property Tax Revenue Recognition

The Board of Managers annually adopts a tax levy and certifies it to the County in October (levy/assessment date) of each year for collection in the following year. The County is responsible for billing and collecting all property taxes for itself, the District, the local School District and other taxing authorities. Such taxes become a lien on January 1 and are recorded as receivables by the District at that date. Real property taxes are payable (by property owners) on May 15 and October 15 of each calendar year. Personal property taxes are payable by taxpayers on February 28 and June 30 of each year. These taxes are collected by the County and remitted to the District on or before July 7 and December 2 of the same year. Collections for November and December are received the following January. The District has no ability to enforce payments of property taxes by property owners. The County possesses this authority.

Delinquent taxes receivable include the past six years' uncollected taxes. Delinquent taxes have been offset by a deferred inflow of resources for taxes not received within 60 days after year end in the fund financial statements.

Prepaid Items

Certain payments to vendors reflect costs applicable to future accounting periods and are recorded as prepaid items. Prepaid items are reported using the consumption method and recorded as expenditures/expenses at the time of consumption.

Capital Assets

Capital assets, which include land, land improvements and easements, are reported in the governmental activities columns in the government-wide financial statements. Capital assets are defined by the District as assets with an initial, individual cost of more than \$5,000 (amount not rounded) and an estimated useful life in excess of one year. Such assets are recorded at historical cost or estimated historical cost if purchased or constructed. Donated capital assets are recorded at acquisition value at the date of donation.

The costs of normal maintenance and repairs that do not add to the value of the asset or materially extend assets lives are not capitalized.

Deferred Outflows of Resources

In addition to assets, the statement of net position will sometimes report a separate section for deferred outflows of resources. This separate financial statement element, deferred outflows of resources, represents a consumption of net position that applies to a future period(s) and so will not be recognized as an outflow of resources (expense/expenditure) until then. The District has only one item that qualifies for reporting in this category. Accordingly, the item, deferred pension resources, is reported only in the statements of net position. This item results from actuarial calculations and current year pension contributions made subsequent to the measurement date.

Pensions

For purposes of measuring the net pension liability, deferred outflows/inflows of resources, and pension expense, information about the fiduciary net position of the Public Employees Retirement Association (PERA) and additions to/deductions from PERA's fiduciary net position have been determined on the same basis as they are reported by PERA except that PERA's fiscal year end is June 30. For this purpose, plan contributions are recognized as of employer payroll paid dates and benefit payments and refunds are recognized when due and payable in accordance with the benefit terms. Investments are reported at fair value. The General fund is typically used to liquidate the governmental net pension liability.

The total pension expense for GERP is \$59,892 for year ended December 31, 2020.

Comfort Lake - Forest Lake Watershed District
Forest Lake, Minnesota
Notes to the Financial Statements
December 31, 2020

Note 1: Summary of Significant Accounting Policies (Continued)

Compensated Absences

It is the District's policy to permit employees to accumulate earned but unused vacation and sick benefits, which will be paid to the employee upon separation without the considerations of number of years of service. A liability for these amounts is reported in the governmental funds only if they have matured, for example, as a result of employee resignations and retirements. The General fund is typically used to liquidate governmental compensated absences.

Deferred Inflows of Resources

In addition to liabilities, the statement of financial position and fund financial statements will sometimes report a separate section for deferred inflows of resources. This separate financial statement element, *deferred inflows of resources*, represents an acquisition of net position that applies to a future period(s) and so will *not* be recognized as an inflow of resources (revenue) until that time. The government has only one type of item, which arises only under a modified accrual basis of accounting that qualifies for reporting in this category. Accordingly, the item, *unavailable revenue*, is reported only in the governmental funds balance sheet. The governmental funds report unavailable revenues from two sources: property taxes and permits. This amount is deferred and recognized as an inflow of resources in the period that the amounts become available.

The District has an additional item which qualifies for reporting in this category. The item, deferred pension resources, is reported only in the statements of net position and results from actuarial calculations.

Fund Balance

In the fund financial statements, fund balance is divided into five classifications based primarily on the extent to which the District is bound to observe constraints imposed upon the use of resources reported in the governmental funds. These classifications are defined as follows:

Nonspendable - Amounts that cannot be spent because they are not in spendable form, such as prepaid items.

Restricted - Amounts related to externally imposed constraints established by creditors, grantors or contributors; or constraints imposed by state statutory provisions.

Committed - Amounts constrained for specific purposes that are internally imposed by formal action (resolution) of the Board, which is the District's highest level of decision-making authority. Committed amounts cannot be used for any other purpose unless the Board modifies or rescinds the commitment by resolution.

Assigned - Amounts constrained for specific purposes that are internally imposed. In governmental funds other than the General fund, assigned fund balance represents all remaining amounts that are not classified as nonspendable and are neither restricted nor committed. Pursuant to board resolution, the District's Administrator is authorized to establish assignments of fund balance.

Unassigned - The residual classification for the General fund and also negative residual amounts in other funds.

The District considers restricted amounts to be spent first when both restricted and unrestricted fund balance is available. Additionally, the District would first use committed, then assigned, and lastly unassigned amounts of unrestricted fund balance when expenditures are made.

Comfort Lake - Forest Lake Watershed District
Forest Lake, Minnesota
Notes to the Financial Statements
December 31, 2020

Note 1: Summary of Significant Accounting Policies (Continued)

Net Position

Net position represents the difference between assets and deferred outflows of resources and liabilities and deferred inflows of resources. Net position is displayed in three components:

- a. Investment in capital assets - Consists of capital assets, net of accumulated depreciation
- b. Restricted net position - Consists of net position balances restricted when there are limitations imposed on their use through external restrictions imposed by creditors, grantors, laws or regulations of other governments.
- c. Unrestricted net position - All other net position balances that do not meet the definition of "restricted" or "investment in capital assets".

When both restricted and unrestricted resources are available for use, it is the District's policy to use restricted resources first, then unrestricted resources as they are needed.

Note 2: Stewardship, Compliance and Accountability

Budgetary Information

The Board of Managers adopts an annual budget for the General and Program and Project Implementation fund of the District on an annual basis. During the budget year, supplemental appropriations and deletions are or may be authorized by the Board. The district did amend its budget during 2020.

The modified accrual basis of accounting is used by the District for budgeting data. All unused project related appropriations carry over to the following fiscal year until the related project is completed. The District monitors budget performance on the fund basis. All amounts over budget have been approved by the Board through the disbursement process. The District does not use encumbrance accounting.

Note 3: Detailed Notes on Accounts

A. Deposits and Investments

Deposits

In accordance with Minnesota statutes and as authorized by the Board, the District maintains deposits at those depository banks, all of which are members of the Federal Reserve System.

Minnesota statutes require that all District deposits be protected by insurance, surety bond or collateral. The market value of collateral pledged must equal 110 percent of the deposits not covered by insurance or bonds, which the exception of irrevocable standby letters of credit issued by Federal Home Loan Banks as this type of collateral only requires collateral pledged equal to 100 percent of the deposits not covered by insurance or bonds.

Comfort Lake - Forest Lake Watershed District
 Forest Lake, Minnesota
 Notes to the Financial Statements
 December 31, 2020

Note 3: Detailed Notes on Accounts - Continued

Authorized collateral in lieu of a corporate surety bond includes:

- United States government Treasury bills, Treasury notes, Treasury bonds;
- Issues of United States government agencies and instrumentalities as quoted by a recognized industry quotation service available to the government entity;
- General obligation securities of any state or local government with taxing powers which is rated "A" or better by a national bond rating service, or revenue obligation securities of any state or local government with taxing powers which is rated "AA" or better by a national bond rating service;
- General obligation securities of a local government with taxing powers may be pledged as collateral against funds deposited by that same local government entity;
- Irrevocable standby letters of credit issued by Federal Home Loan Banks to a municipality accompanied by written evidence that the bank's public debt is rated "AA" or better by Moody's Investors Service, Inc., or Standard & Poor's Corporation; and
- Time deposits that are fully insured by any Federal agency.

Minnesota statutes require that all collateral shall be placed in safekeeping in a restricted account at a Federal Reserve Bank, or in an account at a trust department of a commercial bank or other financial institution that is not owned or controlled by the financial institution furnishing the collateral. The selection should be approved by the District.

At year end, the District's carrying amount of deposits was \$1,594,225 and the bank balance was \$1,595,366. Of the bank balance, \$727,451 was covered by federal depository insurance and the remaining balance was covered by collateral held by the District's agent in the District's name.

B. Capital Assets

Capital asset activity for the year ended December 31, 2020 was as follows:

	Beginning Balance	Increases	Decreases	Ending Balance
Governmental Activities				
Capital Assets				
Land	\$ 33,437	\$ -	\$ -	\$ 33,437
Capital Assets, being Depreciated				
Machinery and Vehicles	-	34,240	-	34,240
Less Accumulated Depreciation for				
Machinery and vehicles	-	(2,446)	-	(2,446)
Total Capital Assets				
being Depreciated, Net	-	31,794	-	31,794
Governmental Activities				
Capital Assets, Net	<u>\$ 33,437</u>	<u>\$ 31,794</u>	<u>\$ -</u>	<u>\$ 65,231</u>

Comfort Lake - Forest Lake Watershed District
 Forest Lake, Minnesota
 Notes to the Financial Statements
 December 31, 2020

Note 3: Detailed Notes on Accounts (Continued)

C. Long-term Liabilities

The District agreed to terms with Minnesota Pollution Control Agency on a clean water partnership loan in the amount of \$1,500,000 on June 11, 2018. The funds loaned would be used to assist in financing costs for the project workplan outlined in the loan agreement. There were two draws totaling \$282,076 on this loan as of December 31, 2020.

Description	Authorized Date	Maturity Date	Interest Rate	Authorized	Balance at Year End
Minnesota CWP Loan	6/11/2018	6/15/2025	- %	\$ 1,500,000	\$ 643,307

Annual debt service requirements to maturity for loan are as follows:

Year Ending December 31,	Governmental Activities		
	Principal	Interest	Total
2021	\$ 75,000	\$ -	\$ 75,000
2022	150,000	-	150,000
2023	150,000	-	150,000
2024	150,000	-	150,000
2025	118,307	-	118,307
Total	<u>\$ 643,307</u>	<u>\$ -</u>	<u>\$ 643,307</u>

During the year ended December 31, 2020, the following changes occurred in long-term liabilities:

	Beginning Balance	Increases	Decreases	Ending Balance	Current Portion
Governmental Activities					
Compensated Absences Payable	\$ 34,428	\$ 42,092	\$ (37,338)	\$ 39,182	\$ 32,671
Minnesota CWP Loan	282,076	361,231	-	643,307	75,000
Total Governmental Activities	<u>\$ 316,504</u>	<u>\$ 42,092</u>	<u>\$ (37,338)</u>	<u>\$ 682,489</u>	<u>\$ 107,671</u>

Comfort Lake - Forest Lake Watershed District
 Forest Lake, Minnesota
 Notes to the Financial Statements
 December 31, 2020

Note 3: Detailed Notes on Accounts (Continued)

D. Operating Leases

The District entered into a lease agreement with 494 Properties, LLC for office space. The lease agreement has an effective period of December 1, 2019 and will terminate on November 30, 2022. The lessee has the option to renew the lease for an additional five-year term by providing notice at least 90 days before the lease ends. The rent payments for each month consist of base rent plus a CAM charge. CAM charges include real estate taxes, property insurance premiums, snowplowing, and parking lot upkeep. In addition, the District is responsible for interior and exterior repair and maintenance costs as well as all utility costs. The District paid \$33,465 for rent in 2020.

The following is a summary of future minimum lease payments:

Year Ending December 31,	Amount
2021	\$ 35,157
2022	35,589
Total	\$ 70,746

Note 4: Defined Benefit Pension Plans - Statewide

A. Plan Description

The District participates in the following cost-sharing multiple-employer defined benefit pension plans administered by the Public Employees Retirement Association of Minnesota (PERA). PERA's defined benefit pension plans are established and administered in accordance with *Minnesota statutes*, chapters 353 and 356. PERA's defined benefit pension plans are tax qualified plans under Section 401(a) of the Internal Revenue Code.

General Employees Retirement Plan

All full-time and certain part-time employees of the District are covered by the General Employees Plan. General Employees Plan members belong to the Coordinated Plan. Coordinated Plan members are covered by Social Security.

B. Benefits Provided

PERA provides retirement, disability and death benefits. Benefit provisions are established by state statute and can only be modified by the state Legislature. Vested, terminated employees who are entitled to benefits but are not receiving them yet are bound by the provisions in effect at the time they last terminated their public service.

General Employees Plan Benefits

General Employees Plan benefits are based on a member's highest average salary for any five successive years of allowable service, age, and years of credit at termination of service. Two methods are used to compute benefits for PERA's Coordinated Plan members. Members hired prior to July 1, 1989 receive the higher of Method 1 or Method 2 formulas. Only Method 2 is used for members hired after June 30, 1989. Under Method 1, the accrual rate for Coordinated members is 1.2 percent of average salary for each of the first 10 years of service and 1.7 percent of average salary for each additional year. Under Method 2, the accrual rate for Coordinated members is 1.7 percent for average salary for all years of service. For members hired prior to July 1, 1989 a full annuity is available when age plus years of service equal 90 and normal retirement age is 65. For members hired on or after July 1, 1989 normal retirement age is the age for unreduced Social Security benefits capped at 66.

Comfort Lake - Forest Lake Watershed District
 Forest Lake, Minnesota
 Notes to the Financial Statements
 December 31, 2020

Note 4: Defined Benefit Pension Plans - Statewide (Continued)

Benefit increases are provided to benefit recipients each January. Beginning in 2019, the postretirement increase will be equal to 50 percent of the cost-of-living adjustment (COLA) announced by the SSA, with a minimum increase of at least 1 percent and a maximum of 1.5 percent. Recipients that have been receiving the annuity or benefit for at least a full year as of the June 30 before the effective date of the increase will receive the full increase. For recipients receiving the annuity or benefit for at least one month but less than a full year as of the June 30 before the effective date of the increase will receive a reduced prorated increase. For members retiring on January 1, 2024, or later, the increase will be delayed until normal retirement age (age 65 if hired prior to July 1, 1989, or age 66 for individuals hired on or after July 1, 1989). Members retiring under Rule of 90 are exempt from the delay to normal retirement.

C. Contributions

Minnesota statutes chapter 353 sets the rates for employer and employee contributions. Contribution rates can only be modified by the state Legislature.

General Employees Fund Contributions

Coordinated Plan members were required to contribute 6.50 percent of their annual covered salary in fiscal year 2020 and the District was required to contribute 7.50 percent for Coordinated Plan members in 2020. The District's contributions to the General Employees Fund for the years ending December 31, 2020, 2019 and 2018 were \$33,381, \$21,931 and \$18,177, respectively. The District's contributions were equal to the required contributions for each year as set by state statute.

D. Pension Costs

General Employees Fund Pension Costs

At December 31, 2020, the District reported a liability of \$443,664 for its proportionate share of the General Employees Fund's net pension liability. The District's net pension liability reflected a reduction due to the State of Minnesota's contribution of \$16 million. The State of Minnesota is considered a non-employer contributing entity and the state's contribution meets the definition of a special funding situation. The State of Minnesota's proportionate share of the net pension liability associated with the District totaled \$13,630. The net pension liability was measured as of June 30, 2020, and the total pension liability used to calculate the net pension liability was determined by an actuarial valuation as of that date. The District's proportionate share of the net pension liability was based on the District's contributions received by PERA during the measurement period for employer payroll paid dates from July 1, 2019 through June 30, 2020 relative to the total employer contributions received from all of PERA's participating employers. The District's proportionate share was 0.0074 percent which was an increase of 0.0057 percent from its proportion measured as of June 30, 2019.

District's Proportionate Share of the Net Pension Liability	\$ 443,664
State of Minnesota's Proportionate Share of the Net Pension Liability Associated with the Watershed District	13,630
Total	\$ 457,294

For the year ended December 31, 2020, the District recognized pension expense of \$58,706 for its proportionate share of the General Employees Plan's pension expense. In addition, the District recognized an additional \$1,186 as pension expense (and grant revenue) for its proportionate share of the State of Minnesota's contribution of \$16 million to the General Employees Fund.

Comfort Lake - Forest Lake Watershed District
 Forest Lake, Minnesota
 Notes to the Financial Statements
 December 31, 2020

Note 4: Defined Benefit Pension Plans - Statewide (Continued)

At December 31, 2020, the District reported its proportionate share of the General Employees Plan's deferred outflows of resources and deferred inflows of resources, related to pensions from the following sources:

	Deferred Outflows of Resources	Deferred Inflows of Resources
Differences Between Expected and Actual Economic Experience	\$ 8,625	\$ 2,560
Changes in Actuarial Assumptions	3,740	13,646
Net Difference Between Projected and Actual Earnings on Plan Investments	22,163	-
Changes in Proportion	270,052	56,006
Contributions Paid to PERA Subsequent to the Measurement Date	16,796	-
Total	\$ 321,376	\$ 72,212

The \$16,796 as deferred outflows of resources related to pensions resulting from the District's contributions subsequent to the measurement date will be recognized as a reduction of the net pension liability in the year ended December 31, 2021. Other amounts reported as deferred outflows and inflows of resources related to pensions will be recognized in pension expense as follows:

2021	\$ 63,564
2022	61,751
2023	96,334
2024	10,719

E. Actuarial Assumptions

The total pension liability in the June 30, 2020 actuarial valuation was determined using an individual entry-age normal actuarial cost method and the following actuarial assumptions:

Inflation	2.50% per year
Active Member Payroll Growth	3.25% per year
Investment Rate of Return	7.50%

Salary increases were based on a service-related table. Mortality rates for active members, retirees, survivors and disabled members were based on RP-2014 tables for all plans for males or females, as appropriate, with slight adjustments to fit PERA's experience. Cost of living benefit increases after retirement for retirees are assumed to be 1.25 percent per year for General Employees Plan.

Actuarial assumptions used in the June 30, 2020 valuation were based on the results of actuarial experience studies. The most recent four-year experience study in the General Employees Plan was completed in 2019. The assumption changes were adopted by the Board and become effective with the July 1, 2020 actuarial valuation. The most recent four-year experience study for the Police and Fire Plan was completed in 2020. The recommended assumptions for that plan were adopted by the Board and will be effective with the July 1, 2021 actuarial valuations if approved by the Legislature.

Comfort Lake - Forest Lake Watershed District
Forest Lake, Minnesota
Notes to the Financial Statements
December 31, 2020

Note 4: Defined Benefit Pension Plans - Statewide (Continued)

The following changes in actuarial assumptions and plan provisions occurred in 2020:

General Employees Fund

Changes in Actuarial Assumptions

- The price inflation assumption was decreased from 2.50% to 2.25%.
- The payroll growth assumption was decreased from 3.25% to 3.00%.
- Assumed salary increase rates were changed as recommended in the June 30, 2019 experience study. The net effect is assumed rates that average 0.25% less than previous rates.
- Assumed rates of retirement were changed as recommended in the June 30, 2019 experience study. The changes result in more unreduced (normal) retirements and slightly fewer Rule of 90 and early retirements.
- Assumed rates of termination were changed as recommended in the June 30, 2019 experience study. The new rates are based on service and are generally lower than the previous rates for years 2-5 and slightly higher thereafter.
- Assumed rates of disability were changed as recommended in the June 30, 2019 experience study. The change results in fewer predicted disability retirements for males and females.
- The base mortality table for healthy annuitants and employees was changed from the RP-2014 table to the Pub-2010 General Mortality table, with adjustments. The base mortality table for disabled annuitants was changed from the RP-2014 disabled annuitant mortality table to the PUB-2010 General/Teacher disabled annuitant mortality table, with adjustments.
- The mortality improvement scale was changed from Scale MP-2018 to Scale MP-2019.
- The assumed spouse age difference was changed from two years older for females to one year older.
- The assumed number of married male new retirees electing the 100% Joint & Survivor option changed from 35% to 45%. The assumed number of married female new retirees electing the 100% Joint & Survivor option changed from 15% to 30%. The corresponding number of married new retirees electing the Life annuity option was adjusted accordingly.

Changes in Plan Provisions

- Augmentation for current privatized members was reduced to 2.0% for the period July 1, 2020 through December 31, 2023 and 0.0% after. Augmentation was eliminated for privatizations occurring after June 30, 2020.

Comfort Lake - Forest Lake Watershed District
 Forest Lake, Minnesota
 Notes to the Financial Statements
 December 31, 2020

Note 4: Defined Benefit Pension Plans - Statewide (Continued)

The State Board of Investment, which manages the investments of PERA, prepares an analysis of the reasonableness on a regular basis of the long-term expected rate of return using a building-block method in which best-estimate ranges of expected future rates of return are developed for each major asset class. These ranges are combined to produce an expected long-term rate of return by weighting the expected future rates of return by the target asset allocation percentages. The target allocation and best estimates of geometric real rates of return for each major asset class are summarized in the following table:

Asset Class	Target Allocation	Long-term Expected Real Rate of Return
Domestic Stocks	35.5 %	5.10 %
Alternative Assets (Private Markets)	25.0	5.90
Bonds (Fixed Income)	20.0	0.75
International Stocks	17.5	5.30
Cash	2.0	-
Total	<u>100.0 %</u>	

F. Discount Rate

The discount rate used to measure the total pension liability in 2020 was 7.50 percent. The projection of cash flows used to determine the discount rate assumed that contributions from plan members and employers will be made at rates set in Minnesota Statutes. Based on these assumptions, the fiduciary net position of the General Employees Fund and the Police and Fire Fund were projected to be available to make all projected future benefit payments of current plan members. Therefore, the long-term expected rate of return on pension plan investments was applied to all periods of projected benefit payments to determine the total pension liability.

G. Pension Liability Sensitivity

The following presents the District's proportionate share of the net pension liability for all plans it participates in, calculated using the discount rate disclosed in the preceding paragraph, as well as what the District's proportionate share of the net pension liability would be if it were calculated using a discount rate 1 percentage point lower or 1 percentage point higher than the current discount rate:

	1 Percent Decrease (6.50%)	Current (7.50%)	1 Percent Increase (8.50%)
General Employees Fund	<u>\$ 711,039</u>	<u>\$ 443,664</u>	<u>\$ 223,101</u>

H. Pension Plan Fiduciary Net Position

Detailed information about each pension plan's fiduciary net position is available in a separately-issued PERA financial report that includes financial statements and required supplementary information. That report may be obtained on the internet at www.mnpera.org.

Comfort Lake - Forest Lake Watershed District
Forest Lake, Minnesota
Notes to the Financial Statements
December 31, 2020

Note 5: Other Information

Risk Management

The District is exposed to various risks of loss related to torts; theft of, damage to and destruction of assets; errors and omissions; injuries to employees; and natural disasters for which the District carries insurance. The District pays annual premiums for its workers compensation and property and casualty insurance. Settled claims have not exceeded the District's coverage in any of the past three fiscal years.

Liabilities are reported when it is probable that a loss has occurred and the amount of the loss can be reasonably estimated. Liabilities, if any, include an amount for claims that have been incurred but not reported (IBNRs). The District's management is not aware of any incurred but not reported claims.

Note 6: COVID-19

On January 30, 2020, the World Health Organization ("WHO") announced a global health emergency because of a new strain of coronavirus ("COVID-19") and the risks to the international community as virus spreads globally. On March 11, 2020, the WHO classified the COVID-19 outbreak as a pandemic, based on the rapid increase in exposure globally. In response to the pandemic, the State of Minnesota has issued stay-at-home orders and other measures aimed at slowing the spread of the coronavirus.

The full impact of the COVID-19 outbreak continues to evolve as of the date of this report. Due to the rapid development and fluidity of this situation, the District cannot determine the ultimate impact that the COVID-19 pandemic will have on its financial condition, liquidity, and future revenue collection, and therefore any prediction as to the ultimate impact on the District's financial condition, liquidity, and future results of its revenue collections is uncertain.

REQUIRED SUPPLEMENTARY INFORMATION
COMFORT LAKE - FOREST LAKE WATERSHED DISTRICT
FOREST LAKE, MINNESOTA

FOR THE YEAR ENDED
DECEMBER 31, 2020

Comfort Lake - Forest Lake Watershed District
 Forest Lake, Minnesota
 Required Supplementary Information
 For the Year Ended December 31, 2020

Schedule of Employer's Share of PERA Net Pension Liability - General Employees Fund

Fiscal Year Ending	District's Proportion of the Net Pension Liability	District's Proportionate Share of the Net Pension Liability (a)	State's Proportionate Share of the Net Pension Liability Associated with the District (b)	Total (a+b)	District's Covered Payroll (c)	District's Proportionate Share of the Net Pension Liability as a Percentage of Covered Payroll ((a+b)/c)	Plan Fiduciary Net Position as a Percentage of the Total Pension Liability
06/30/20	0.0074 %	\$ 443,664	\$ 13,630	\$ 457,294	\$ 389,131	114.0 %	79.0 %
06/30/19	0.0017	93,989	2,833	96,822	243,763	39.7	80.2
06/30/18	0.0035	194,166	6,343	200,509	235,692	85.1	79.5
06/30/17	0.0032	202,286	2,600	206,886	208,701	99.1	75.9
06/30/16	0.0024	194,868	2,512	194,868	151,214	128.9	68.9
06/30/15	0.0017	88,104	-	88,103	95,493	92.3	78.2

Note: Schedule is intended to show 10-year trend. Additional years will be reported as they become available.

Schedule of Employer's PERA Contributions - General Employees Fund

Year Ending	Statutorily Required Contribution (a)	Contributions in Relation to the Statutorily Required Contribution (b)	Contribution Deficiency (Excess) (a-b)	District's Covered Payroll (c)	Contributions as a Percentage of Covered Payroll (b/c)
12/31/2020	\$ 33,381	\$ 33,381	\$ -	\$ 445,083	7.50 %
12/31/2019	21,931	21,931	-	292,420	7.50
12/31/2018	18,177	18,177	-	242,361	7.50
12/31/2017	16,460	16,460	-	219,472	7.50
12/31/2016	13,992	13,992	-	186,559	7.50
12/31/2015	9,003	9,003	-	120,046	7.50

Note: Schedule is intended to show 10-year trend. Additional years will be reported as they become available.

Comfort Lake - Forest Lake Watershed District
Forest Lake, Minnesota
Required Supplementary Information (Continued)
For the Year Ended December 31, 2020

Notes to the Required Supplementary Information - General Employee Retirement Fund

Changes in Actuarial Assumptions

2020 - The price inflation assumption was decreased from 2.50% to 2.25%. The payroll growth assumption was decreased from 3.25% to 3.00%. Assumed salary increase rates were changed as recommended in the June 30, 2019 experience study. The net effect is assumed rates that average 0.25% less than previous rates. Assumed rates of retirement were changed as recommended in the June 30, 2019 experience study. The changes result in more unreduced (normal) retirements and slightly fewer Rule of 90 and early retirements. Assumed rates of termination were changed as recommended in the June 30, 2019 experience study. The new rates are based on service and are generally lower than the previous rates for years 2-5 and slightly higher thereafter. Assumed rates of disability were changed as recommended in the June 30, 2019 experience study. The change results in fewer predicted disability retirements for males and females. The base mortality table for healthy annuitants and employees was changed from the RP-2014 table to the Pub-2010 General Mortality table, with adjustments. The base mortality table for disabled annuitants was changed from the RP-2014 disabled annuitant mortality table to the PUB-2010 General/Teacher disabled annuitant mortality table, with adjustments. The mortality improvement scale was changed from Scale MP-2018 to Scale MP-2019. The assumed spouse age difference was changed from two years older for females to one year older. The assumed number of married male new retirees electing the 100% Joint & Survivor option changed from 35% to 45%. The assumed number of married female new retirees electing the 100% Joint & Survivor option changed from 15% to 30%. The corresponding number of married new retirees electing the Life annuity option was adjusted accordingly.

2019 - The mortality projection scale was changed from MP-2017 to MP-2018.

2018 - The mortality projection scale was changed from MP-2015 to MP-2017. The assumed benefit increase was changed from 1.00 percent per year through 2044 and 2.50 percent per year thereafter to 1.25 percent per year.

2017 - The Combined Service Annuity (CSA) loads were changed from 0.8 percent for active members and 60 percent for vested and non-vested deferred members. The revised CSA loads are now 0.0 percent for active member liability, 15.0 percent for vested deferred member liability and 3.0 percent for non-vested deferred member liability. The assumed post-retirement benefit increase rate was changed from 1.0 percent per year for all years to 1.0 percent per year through 2044 and 2.5 percent per year thereafter.

2016 - The assumed post-retirement benefit increase rate was changed from 1.0 percent per year through 2035 and 2.5 percent per year thereafter to 1.0 percent per year for all future years. The assumed investment return was changed from 7.9 percent to 7.5 percent. The single discount rate was changed from 7.9 percent to 7.5 percent. Other assumptions were changed pursuant to the experience study dated June 30, 2015. The assumed future salary increases, payroll growth and inflation were decreased by 0.25 percent to 3.25 percent for payroll growth and 2.50 percent for inflation.

2015 - The assumed post-retirement benefit increase rate was changed from 1.0 percent per year through 2030 and 2.5 percent per year thereafter to 1.0 percent per year through 2035 and 2.5 percent per year thereafter.

Comfort Lake - Forest Lake Watershed District
Forest Lake, Minnesota
Required Supplementary Information (Continued)
For the Year Ended December 31, 2020

Notes to the Required Supplementary Information - General Employee Retirement Fund (Continued)

Changes in Plan Provisions

2020 - Augmentation for current privatized members was reduced to 2.0% for the period July 1, 2020 through December 31, 2023 and 0.0% after. Augmentation was eliminated for privatizations occurring after June 30, 2020.

2019 - The employer supplemental contribution was changed prospectively, decreasing from \$31.0 million to \$21.0 million per year. The state's special funding contribution was changed prospectively, requiring \$16.0 million due per year through 2031.

2018 - The augmentation adjustment in early retirement factors is eliminated over a five-year period starting July 1, 2019, resulting in actuarial equivalence after June 30, 2024. Interest credited on member contributions decreased from 4.00 percent to 3.00 percent, beginning July 1, 2018. Deferred augmentation was changed to 0.00 percent, effective January 1, 2019. Augmentation that has already accrued for deferred members will still apply. Contribution stabilizer provisions were repealed. Postretirement benefit increases were changed from 1.00 percent per year with a provision to increase to 2.50 percent upon attainment of 90.00 percent funding ratio to 50.00 percent of the Social Security Cost of Living Adjustment, not less than 1.00 percent and not more than 1.50 percent, beginning January 1, 2019. For retirements on or after January 1, 2024, the first benefit increase is delayed until the retiree reaches normal retirement age; does not apply to Rule of 90 retirees, disability benefit recipients, or survivors. Actuarial equivalent factors were updated to reflect revised mortality and interest assumptions.

2016 - No changes noted

2017 - The State's contribution for the Minneapolis Employees Retirement Fund equals \$16,000,000 in 2017 and 2018, and \$6,000,000 thereafter. The Employer Supplemental Contribution for the Minneapolis Employees Retirement Fund changed from \$21,000,000 to \$31,000,000 in calendar years 2019 to 2031. The state's contribution changed from \$16,000,000 to \$6,000,000 in calendar years 2019 to 2031.

2015 - On January 1, 2015, the Minneapolis Employees Retirement Fund was merged into the General Employees Fund, which increased the total pension liability by \$1.1 billion and increased the fiduciary plan net position by \$892 million. Upon consolidation, state and employer contributions were revised.

OTHER REQUIRED REPORT
COMFORT LAKE - FOREST LAKE WATERSHED DISTRICT
FOREST LAKE, MINNESOTA

FOR THE YEAR ENDED
DECEMBER 31, 2020

THIS PAGE IS LEFT
BLANK INTENTIONALLY



INDEPENDENT AUDITOR'S REPORT
ON MINNESOTA LEGAL COMPLIANCE

Board of Managers
Comfort Lake - Forest Lake Watershed District
Forest Lake, Minnesota

We have audited, in accordance with auditing standards generally accepted in the United States of America, the financial statements of the governmental activities and each major fund of the Comfort Lake - Forest Lake Watershed District (the District), Forest Lake, Minnesota, as of and for the year ended December 31, 2020, and the related notes to the financial statements which collectively comprise the District's basic financial statements, and have issued our report thereon dated April 30, 2021.

In connection with our audit, nothing came to our attention that caused us to believe that the Comfort Lake Forest Lake Watershed District failed to comply with the provisions of the contracting and bidding, deposits and investments, conflicts of interest, public indebtedness, claims and disbursements, and miscellaneous provisions sections of the *Minnesota Legal Compliance Audit Guide for Other Political Subdivisions*, promulgated by the State Auditor pursuant to Minn. Stat. § 6.65, insofar as they relate to accounting matters. However, our audit was not directed primarily toward obtaining knowledge of such noncompliance. Accordingly, had we performed additional procedures, other matters may have come to our attention regarding the District's noncompliance with the above referenced provisions, insofar as they relate to accounting matters.

This report is intended solely for the information and use of those charged with governance and management of the District and the State Auditor and is not intended to be and should not be used by anyone other than these specified parties.

ABDO, EICK & MEYERS, LLP
Minneapolis, Minnesota
April 30, 2021